

**Elma Steel &  
Equipment Ltd.**

*THE GREAT STEEL PLACE*

REFERENCE BOOK

## **Forward**


This handbook is published for Elma Steel & Equipment Ltd. and is distributed as a service to metal users.

Elma Steel & Equipment Ltd. assumes no responsibility for and makes no representations or warranties as to the applicability or suitability of the information in this book for any specific application.

Any use of this material in relation to any specific application should be based on independent examination and verification of its unrestricted availability for such use and a determination of suitability for the application by professionally qualified personnel. Those making use of or relying upon the material contained herein assume all risks and liability arising from such use or reliance.







**This section contains**

**ROUNDS**

**SQUARES**

**FLATS**

**ANGLES**

**CHANNELS**

**TUBING**

**PIPE**

**SHEET AND PLATE**

# Stainless Steel Round

303: ASTM A581, ASTM A582, AMS 5640

304: ASTM A276, ASTM A479, ASME SA479

316: ASTM A276, ASTM A479, ASTM A580 AMS 5653

<u>Size</u>	<u>lbs/ft</u>	<u>303</u>	<u>304</u>	<u>316</u>	<u>416</u>	<u>440C</u>
1/16	.0104	x			x	
3/32	.0235	x			x	
1/8	.0418	x	x	x	x	x
5/32	.0653	x	x		x	
3/16	.0940	x	x	x	x	
7/32	.1279	x	x		x	
1/4	.1671	x	x	x	x	x
5/16	.2610	x	x	x	x	x
3/8	.3759	x		x	x	x
7/16	.5116	x		x	x	
1/2	.6682	x		x	x	x
9/16	.8457	x		x	x	
5/8	1.044	x		x	x	x
1 1/16	1.263	x		x	x	
3/4	1.504	x		x	x	x
13/16	1.765	x	x	x	x	
7/8	2.046	x	x	x	x	x
15/16	2.349	x	x	x	x	
1	2.673	x	x	x	x	x
1 1/8	3.383	x	x	x	x	x
1 3/16	3.769	x	x	x	x	
1 1/4	4.176	x	x	x	x	x
1 5/16	4.604	x	x	x	x	
1 3/8	5.053	x	x	x	x	
1 7/16	5.523	x	x	x	x	
1 1/2	6.014	x	x	x	x	x
1 9/16	6.526	x	x	x	x	
1 5/8	7.058	x	x	x	x	
1 11/16	7.612	x		x	x	
1 3/4	8.186	x	x	x	x	x
1 13/16	8.781	x			x	
1 7/8	9.397	x	x	x	x	
1 15/16	10.03			x	x	
2	10.69	x	x	x	x	x
2 1/8	12.07	x	x	x	x	
2 3/16	12.79	x	x	x	x	
2 1/4	13.53	x	x	x	x	x
2 5/16	14.29	x	x			
2 3/8	15.08	x	x	x	x	
2 7/16	15.88	x			x	

# Stainless Steel Round

---

<u>Size</u>	<u>lbs/ft</u>	<u>303</u>	<u>304</u>	<u>316</u>	<u>416</u>	<u>440C</u>
2 1/2	16.71	x	x	x	x	x
2 9/16	17.55	x				
2 5/8	18.42	x	x	x	x	
2 11/16	19.31	x				
2 3/4	20.21	x	x		x	x
2 7/8	22.09	x	x	x	x	
2 15/16	23.06	x		x		
3	24.06	x	x	x	x	x
3 1/8	26.10	x	x	x	x	
3 1/4	28.23	x	x	x	x	
3 3/8	30.45	x	x	x	x	
3 1/2	32.74	x	x	x	x	x
3 5/8	35.12	x	x	x	x	
3 3/4	37.59	x	x	x	x	
3 7/8	40.14	x	x	x		
4	42.77	x	x	x	x	x
4 1/8	45.48		x			
4 1/4	48.28	x	x	x	x	
4 3/4	51.16		x	x		
4 1/2	54.13	x	x	x	x	
4 5/8	57.18	x	x			
4 3/4	60.31		x	x	x	
4 7/8	63.52	x	x			
5	66.82	x	x	x	x	x
5 1/4	73.67		x			
5 1/2	80.86		x			
5 3/4	88.37		x			
6	96.22		x			x
6 1/4	104.40		x			
6 1/2	112.90		x			
6 3/4	121.80		x			
7	131.00		x			
7 1/4	140.50		x			
7 1/2	150.40		x			
7 3/4	160.50		x			
8	171.10		x			x

# Stainless Steel Square

303: ASTM A581, ASTM A582, AMS 5640

304: ASTM A276, ASTM A479, ASME SA479

---

<u>Size in Inches</u>	<u>Approx.lbs/ft</u>	<u>303</u>	<u>304</u>
1/8	0.531	x	x
3/16	.1196	x	x
1/4	.2127	x	x
5/16	.3323	x	x
3/8	.4786	x	x
7/16	.6514	x	x
1/2	.8508	x	x
9/16	1.077	x	x
5/8	1.329	x	x
3/4	1.914	x	x
7/8	2.606	x	x
1	3.403	x	x
1 1/8	4.307	x	x
1 1/4	5.318	x	x
1 3/8	6.434	x	x
1 1/2	7.657	x	x
1 5/8	8.987	x	x
1 3/4	10.420	x	x
1 7/8	11.960	x	x
2	13.610	x	x
2 1/4	17.230	x	
2 1/2	21.270	x	x
2 3/4	25.740	x	x
3	30.630	x	x
3 1/4	35.950		x
3 1/2	41.690	x	x
3 3/4	47.860		x
4	54.450	x	x
5	85.080		x
5 1/2	102.900		x
6	122.500		x



# Stainless Steel Flat Bar

---

304/316: ASTM A276, ASTM A479, ASME SA479

---

<u>Size in Inches</u>	<u>Approx.lbs/ft</u>	<u>304</u>	<u>316</u>
1/8 x 1/4	.106	x	
1/8 x 3/8	.160	x	
1/8 x 1/2	.213	x	
1/8 x 3/4	.319	x	
1/8 x 1	.425	x	x
1/8 x 1 1/4	.531	x	x
1/8 x 1 1/2	.638	x	x
1/8 x 1 3/4	.744	x	x
1/8 x 2	.850	x	x
1/8 x 2 1/2	1.060	x	
1/8 x 3	1.280	x	x
1/8 x 4	1.700	x	x
3/16 x 3/8	.239	x	
3/16 x 1/2	.319	x	x
3/16 x 3/4	.479	x	x
3/16 x 1	.638	x	x
3/16 x 1 1/4	.797	x	x
3/16 x 1 1/2	.958	x	x
3/16 x 1 3/4	1.117	x	
3/16 x 2	1.276	x	x
3/16 x 2 1/4	1.436	x	
3/16 x 2 1/2	1.595	x	x
3/16 x 2 3/4	1.755	x	
3/16 x 3	1.914	x	x
3/16 x 4	2.552	x	x
3/16 x 6	3.829	x	
1/4 x 1/2	.426	x	x
1/4 x 3/4	.638	x	x
1/4 x 1	.851	x	x
1/4 x 1 1/4	1.064	x	x
1/4 x 1 1/2	1.276	x	x
1/4 x 1 3/4	1.489	x	x
1/4 x 2	1.702	x	x
1/4 x 2 1/4	1.914	x	x
1/4 x 2 1/2	2.127	x	x
1/4 x 2 3/4	2.340	x	x
1/4 x 3	2.552	x	x
1/4 x 3 1/2	2.978	x	x
1/4 x 4	3.403	x	x
1/4 x 4 1/2	3.829	x	
1/4 x 5	4.254	x	x
1/4 x 6	5.105	x	x

# Stainless Steel Flat Bar

<u>Size in Inches</u>	<u>Approx.lbs/ft</u>	<u>304</u>	<u>316</u>
1/4 x 8	6.806	x	
5/16 x 3/8	.399	x	
5/16 x 1/2	.532	x	
5/16 x 3/4	.798	x	
5/16 x 1	1.064	x	
5/16 x 1 1/4	1.329	x	
5/16 x 1 1/2	1.595	x	
5/16 x 1 3/4	1.861	x	
5/16 x 2	2.127	x	
5/16 x 2 1/2	2.659	x	
5/16 x 3	3.191	x	
5/16 x 4	4.254	x	
5/16 x 5	5.318	x	
5/16 x 6	6.381	x	
3/8 x 3/4	.958	x	x
3/8 x 1	1.276	x	x
3/8 x 1 1/4	1.595	x	x
3/8 x 1 1/2	1.914	x	x
3/8 x 1 3/4	2.233	x	x
3/8 x 2	2.552	x	x
3/8 x 2 1/2	3.191	x	x
3/8 x 3	3.829	x	x
3/8 x 3 1/2	4.467	x	x
3/8 x 4	5.105	x	x
3/8 x 5	6.381	x	x
3/8 x 6	7.657	x	x
3/8 x 8	10.210	x	
1/2 x 3/4	1.276	x	x
1/2 x 1	1.702	x	x
1/2 x 1 1/4	2.127	x	x
1/2 x 1 1/2	2.552	x	x
1/2 x 1 3/4	2.978	x	x
1/2 x 2	3.403	x	x
1/2 x 2 1/2	4.254	x	x
1/2 x 3	5.105	x	x
1/2 x 3 1/2	5.956	x	x
1/2 x 4	6.806	x	x
1/2 x 5	8.508	x	x
1/2 x 6	10.210	x	x
1/2 x 8	13.610	x	
5/8 x 1	2.130	x	x
5/8 x 1 1/4	2.659	x	
5/8 x 1 1/2	3.191	x	x
5/8 x 2	4.254	x	x

# Stainless Steel Flat Bar

<u>Size in Inches</u>	<u>Approx.lbs/ft</u>	<u>304</u>	<u>316</u>
5/8 x 2 1/2	5.318	x	x
5/8 x 3	6.381	x	x
5/8 x 3 1/2	7.445	x	x
5/8 x 4	8.508	x	x
5/8 x 5	10.640	x	x
5/8 x 6	12.760	x	
3/4 x 1	2.552	x	x
3/4 x 1 1/4	3.191	x	
3/4 x 1 1/2	3.829	x	x
3/4 x 1 3/4	4.467	x	
3/4 x 2	5.105	x	x
3/4 x 2 1/4	5.743	x	
3/4 x 2 1/2	6.381	x	x
3/4 x 2 3/4	7.019	x	
3/4 x 3	7.657	x	x
3/4 x 3 1/2	8.933	x	
3/4 x 4	10.210	x	x
3/4 x 5	12.760	x	x
3/4 x 6	15.310	x	x
3/4 x 8	20.420	x	
1 x 1 1/4	4.254	x	
1 x 1 1/2	5.105	x	x
1 x 1 3/4	5.956	x	
1 x 2	6.806	x	x
1 x 2 1/4	7.657	x	
1 x 2 1/2	8.508	x	x
1 x 3	10.210	x	x
1 x 3 1/2	11.910	x	
1 x 4	13.610	x	x
1 x 5	17.020	x	x
1 x 6	20.42	x	x
1 x 8	27.23	x	
1 1/4 x 1 1/2	6.381	x	
1 1/4 x 2	8.508	x	x
1 1/4 x 2 1/2	10.64	x	
1 1/4 x 3	12.76	x	x
1 1/4 x 3 1/2	14.89	x	
1 1/4 x 4	17.02	x	x
1 1/4 x 5	21.27	x	
1 1/4 x 6	25.52	x	x
1 1/2 x 2	10.21	x	
1 1/2 x 2 1/2	12.76	x	
1 1/2 x 3	15.31	x	x
1 1/2 x 3	17.87	x	

# Stainless Steel Flat Bar

<u>Size in Inches</u>	<u>Approx.lbs/ft</u>	<u>304</u>	<u>316</u>
1 1/2 x 5	25.52	x	x
1 1/2 x 6	30.63	x	x
1 3/4 x 2	11.91	x	
1 3/4 x 3	17.87	x	
1 3/4 x 4	23.82	x	
1 3/4 x 6	35.73	x	
2 x 2 1/2	17.02	x	
2 x 3	20.42	x	x
2 x 4	27.23	x	x
2 x 5	34.03	x	
2 x 6	40.84	x	x
2 1/2 x 3	25.52	x	
2 1/2 x 4	34.03	x	
2 1/2 x 5	42.54	x	
2 1/2 x 6	51.05	x	
3 x 3 1/2	35.73	x	
3 x 4	40.84	x	x
3 x 5	51.05	x	
3 x 6	61.26	x	

# Stainless Steel Angle

---

304/316: ASTM A276, ASTM A479, ASME SA479

---

<u>Size in Inches</u>	<u>Approx.lbs/ft</u>	<u>304</u>	<u>316</u>
3/4 x 3/4 x 1/8	.59	x	x
1 x 1 x 1/8	.80	x	x
1 x 1 x 3/16	1.16	x	x
1 x 1 x 1/4	1.49	x	x
1 1/4 x 1 1/4 x 1/8	1.01	x	x
1 1/4 x 1 1/4 x 3/16	1.48	x	x
1 1/4 x 1 1/4 x 1/4	1.92	x	x
1 1/2 x 1 1/2 x 1/8	1.23	x	x
1 1/2 x 1 1/2 x 3/16	1.80	x	x
1 1/2 x 1 1/2 x 1/4	2.34	x	x
2 x 2 x 1/8	1.65	x	x
2 x 2 x 3/16	2.44	x	x
2 x 2 x 1/4	3.19	x	x
2 x 2 x 3/8	4.70	x	x
2 1/2 x 2 1/2 x 3/16	3.07	x	x
2 1/2 x 2 1/2 x 1/4	4.10	x	x
2 1/2 x 2 1/2 x 3/8	5.90	x	x
3 x 3 x 1/4	4.90	x	x
3 x 3 x 5/16	6.10	x	
3 x 3 x 3/8	7.20	x	x
3 1/2 x 3 1/2 x 1/4	5.80	x	
4 x 4 x 1/4	6.60	x	x
4 x 4 x 3/8	9.80	x	x
4 x 4 x 1/2	12.80	x	

# Stainless Steel Channel

---

304: ASTM A276, ASTM A479, ASME SA479

---

<u>Size in Inches</u>	<u>Approx.lbs/ft</u>
2 x 1 x 1/4	2.60
3 x 1 3/8 x 3/16	4.19
3 x 1 1/2 x 1/4	4.75
4 x 1 3/4 x 1/4	6.69
5 x 1 7/8 x 3/8	10.43
6 x 1.9 x .343	8.32

# Stainless Steel Tubing - Square

304: ASTM A-544

<u>O.D. in Inches</u>	<u>Wall Decimal</u>	<u>lbs/ft</u>
1 x 1	.049	.630
	.062	.827
	.120	1.436
1 1/4 x 1 1/4	.062	1.050
	.083	1.370
	.120	1.844
1 1/2 x 1 1/2	.062	1.270
	.083	1.610
	.120	2.522
2 x 2	.062	1.710
	.083	2.140
	.120	3.068
	.180	4.455
	.250	6.010
2 1/2 x 2 1/2	.120	3.880
3 x 3	.120	4.700
	.180	6.903
	.250	10.000
	.120	6.260
4 x 4	.180	9.270
	.250	12.680

# 304 Stainless Steel Pipe

## Schedule 40

<u>Nominal</u>	<u>Approx.lbs/ft</u>	<u>O.D.in Inches</u>	<u>Wall</u>
1/8	.250	.405	.068
1/4	.430	.540	.088
3/8	.570	.675	.091
1/2	.860	.840	.109
3/4	1.14	1.050	.113
1	1.70	1.315	.133
1 1/4	2.29	1.660	.140
1 1/2	2.74	1.900	.145
2	3.70	2.375	.154
2 1/2	5.85	2.875	.203
3	7.65	3.500	.216
3 1/2	9.19	4.000	.226
4	10.89	4.500	.237
5	14.75	5.563	.258
6	19.15	6.625	.280
8	28.82	8.625	.322
10	40.86	10.750	.365
12	50.03	12.750	.375

## Schedule 80

1/8	.320	.405	.095
1/4	.540	.540	.119
3/8	.750	.675	.126
1/2	1.100	.840	.147
3/4	1.490	1.050	.154
1	2.190	1.315	.179
1 1/4	3.030	1.660	.191
1 1/2	3.670	1.900	.200
2	5.070	2.375	.218
2 1/2	7.660	2.875	.276
3	10.250	3.500	.300
3 1/2	12.510	4.000	.318
4	14.980	4.500	.337
5	20.780	5.563	.375
6	28.570	6.625	.432
8	43.390	8.625	.500
10	64.330	10.750	.593
12	88.510	12.750	.687

# Stainless Steel Sheet

## Finishes 2B, #3, #4

Type 304: ASTM A240, ASME SA240

Type 316: ASTM A240, ASME SA240

<u>Gauge</u>	<u>Decimal</u>	<u>lbs/sqft</u>	<u>Sheet Size</u>
28	0.0160	.672	36 x 96/120
26	0.0180	.756	36 x 96/120/144
24	0.0235	1.008	48 x 96/120
			30 x 120
			36 x 96/120
			48 x 96/120
22	0.0290	1.260	30 x 120
			36 x 96/120
			48 x 96/120/144
20	0.0355	1.490	30 x 96/120
			36 x 96/120/144
			48 x 96/120/144
18	0.0480	2.020	60 x 120/144
			36 x 96/120/144
			48 x 96/120/144
16	0.0595	2.500	60 x 120/144
			36 x 96/120/144
			48 x 96/120
			60 x 120/144
14	0.075	3.150	72 x 144
			36 x 96/120/144
			48 x 96/120/144
			60 x 96/120/144
12	0.105	4.430	72 x 144
			36 x 96/120/144
			48 x 96/120/144
			60 x 96/120/144
11	0.120	5.040	72 x 144
			36 x 96/120/144
			48 x 96/120/144
			60 x 96/120/144
10	0.135	5.670	72 x 144
			36 x 96/120/144
			48 x 96/120/144
			60 x 96/120/144
7	0.188	7.870	72 x 144
			48 x 96/120/144
			60 x 120



# Stainless Steel Plate

---


Grades: 304, 304L, 316, 316L

Hot Rolled, Annealed & Pickled

ASTM A240, ASME SA240, QQS 766

---

<u>Thickness in Inches</u>	<u>Width in Inches</u>	<u>lbs/sqft</u>
3/16	48	8.579
	60	
1/4	48	11.162
	60	
	72	
	72	
5/16	48	13.750
	60	
3/8	48	16.500
	60	
	72	
	72	
1/2	48	21.663
	60	
	72	
	72	
5/8	48	26.830
	72	
	96	
	96	
3/4	48	32.123
	72	
	96	
	96	
7/8	72	37.291
	96	
	96	
	96	
1	72	42.670
	96	
	120	
	120	
1 1/4	72	53.000
	96	
1 1/2	72	63.340
	96	
	96	
1 3/4	72	73.672
	72	
2	72	84.010
	96	
2 1/4	48	94.780
	48	
2 1/2	72	105.113
	96	
	96	
3	72	126.301
	96	
3 1/2	60	149.327
	96	
	96	
4	60	168.264
	60	



**This section contains**

**ROUNDS**

**SQUARES**

**FLATS**

**HEX**

**ANGLES**

**BEAMS**

**TUBING**

**PIPE**

**SHEET AND PLATE**

# Aluminum Rounds

2011 T3 Cold Finished (QQA 225/3, ASTM B211)  
2017 T4, T451 Cold Finished (QQA 225/5, AMS 4118)  
2024 T4, T351 Cold Finished (QQA 225/6, AMS 4120)  
6061 T6, T651 Cold Finished (QQA 225/8, AMS 4117)  
6061 T6511 Extruded (QQA 200/8, AMS 4173)  
7075 T6, T651 Cold Finished (QQA 225/9, AMS 4123)

<u>Diameter</u> <u>Size in Inches</u>	<u>Weight in Pounds</u>		<u>12' Bar</u>
		<u>Per Foot</u>	
1/8	.015	.181	
3/16	.034	.407	
7/32	.046	.553	
1/4	.060	.723	
9/32	.076	.915	
5/16	.094	1.13	
3/8	.136	1.63	
13/32	.159	1.91	
7/16	.184	2.21	
15/32	.212	2.54	
1/2	.241	2.89	
9/16	.305	3.66	
5/8	.376	4.52	
11/16	.455	5.47	
3/4	.542	6.50	
13/16	.636	7.63	
7/8	.738	8.85	
15/16	.847	10.2	
1	.954	11.45	
1 1/16	1.080	12.96	
1 1/8	1.210	14.52	
1 3/16	1.350	16.20	
1 1/4	1.490	17.88	
1 5/16	1.640	19.68	
1 3/8	1.800	21.60	
1 1/2	2.150	25.80	
1 5/8	2.540	30.48	
1 3/4	2.920	35.04	
1 7/8	3.360	40.32	
2	3.810	45.72	
2 1/8	4.310	51.72	
2 1/4	4.830	57.96	

# Aluminum Rounds

---

2 3/8	5.390	64.68
2 1/2	5.960	71.52
2 5/8	6.570	78.84
2 3/4	7.220	86.64
2 7/8	7.890	94.68
3	8.580	102.96
3 1/4	10.100	121.20
3 1/2	11.700	140.40
3 3/4	13.500	162.00
4	15.210	182.52
4 1/4	17.200	206.40
4 1/2	19.300	231.60
4 3/4	21.500	258.00
5	23.900	286.80
5 1/4	26.300	315.60
5 1/2	28.900	346.80
5 3/4	31.600	379.20
6	34.400	412.80
6 1/4	37.200	446.40
6 1/2	40.300	483.60
6 3/4	43.500	522.00
7	46.700	560.40
7 1/2	53.700	644.40
7 3/4	57.080	684.96
8	61.100	733.20
8 1/2	66.800	801.60
9	75.000	900.00
9 1/2	83.400	1000.80
10	92.500	1110.00
11	112.00	1344.00
12	133.00	1596.00

**Call for full bars or cut to size requirements!**

# Aluminum Squares

---

2024 T351, T4 Cold Finished (QQA 225/6, AMS 4120)

6061 T6511 Extruded (QQA 200/8, AMS 4173)

6063 T52 Extruded (QQA 200/9, ASTM B221)

---

<u>Size of Square in Inches</u>	<u>Weight in Pounds Per Foot</u>	<u>12' Bar</u>
1/4	.076	.91
3/8	.171	2.05
7/16	.233	2.80
1/2	.304	3.65
9/16	.384	4.61
5/8	.474	5.69
3/4	.683	8.20
7/8	.930	11.16
1	1.220	14.64
1 1/8	1.530	18.36
1 1/4	1.900	22.80
1 1/2	2.730	32.76
1 5/8	3.210	38.52
1 3/4	3.720	44.64
2	4.860	58.32
2 1/4	6.150	73.80
2 1/2	7.590	91.08
2 5/8	8.370	100.44
2 3/4	9.190	110.28
3	10.90	130.80
3 1/4	12.90	154.80
3 1/2	14.90	178.80
4	19.40	232.80
5	29.38	352.56
6	42.36	508.32

# Aluminum Flat Bar

2024 T351, T4 Cold Finished (QQA 225/6, AMS 4120)

6061 T6511 Extruded (QQA 200/8, AMS 4173)

6063 T52 Extruded (QQA 200/9, ASTM B221)

<u>Size in inches</u>	<u>lbs/ft</u>	<u>2024</u>	<u>6061</u>	<u>6063</u>
1/8	x 1/2	.075	x	x
	x 5/8	.095	x	x
	x 3/4	.1104	x	x
	x 1	.151	x	x
	x 1 1/4	.190	x	x
	x 1 1/2	.228	x	x
	x 1 3/4	.258	x	x
	x 2	.304	x	x
	x 2 1/2	.368	x	x
	x 3	.441	x	x
	x 3 1/2	.515		x
	x 4	.588		x
	x 5	.735		x
3/16	x 1/2	.114	x	x
	x 3/4	.171	x	x
	x 1	.228	x	x
	x 1 1/4	.285	x	x
	x 1 1/2	.342	x	x
	x 1 3/4	.387	x	
	x 2	.455	x	x
	x 2 1/2	.552	x	x
	x 3	.683	x	
	x 3 1/2	.773	x	
	x 4	.883	x	
1/4	x 1/2	.150	x	x
	x 5/8	.190	x	x
	x 3/4	.228	x	x
	x 1	.300	x	x
	x 1 1/4	.379	x	x
	x 1 1/2	.449	x	x
	x 1 3/4	.524	x	x
	x 2	.599	x	x
	x 2 1/4	.662	x	x
	x 2 1/2	.749	x	x
	x 2 3/4	.809	x	
	x 3	.911	x	x
	x 3 1/4	.957	x	

# Aluminum Flat Bar

Size in inches		lbs/ft	2024	6061	6063
1/4	x 3 1/2	1.030		x	x
	x 4	1.220	x	x	x
	x 4 1/2	1.320		x	
	x 5	1.470		x	
	x 6	1.800	x	x	x
	x 8	2.350		x	
	x 10	2.940		x	
5/16	x 1/2	.190	x	x	
	x 3/4	.285	x	x	
	x 1	.379	x	x	x
	x 1 1/4	.460		x	
	x 1 1/2	.569	x	x	
	x 2	.759	x	x	
	x 3	1.140	x	x	
3/8	x 1/2	.228	x	x	x
	x 3/4	.342	x	x	x
	x 1	.455	x	x	x
	x 1 1/4	.569	x	x	x
	x 1 1/2	.683	x	x	x
	x 1 3/4	.797	x	x	
	x 2	.911	x	x	x
	x 2 1/2	1.140	x	x	x
	x 3	1.370	x	x	x
	x 3 1/2	1.540		x	
	x 4	1.820	x	x	
	x 4 1/2	1.990		x	
	x 5	2.200		x	
	x 6	2.730	x	x	
	x 7	3.100		x	
x 8	3.530		x		
x 10	4.420		x		
1/2	x 5/8	.379	x	x	x
	x 3/4	.455	x	x	x
	x 1	.608	x	x	x
	x 1 1/4	.759	x	x	x
	x 1 1/2	.911	x	x	x
	x 1 3/4	1.060	x	x	
	x 2	1.220	x	x	x
	x 2 1/4	1.330		x	
	x 2 1/2	1.510	x	x	x
	x 2 3/4	1.620		x	

# Aluminum Flat Bar

Size in inches	lbs/ft	2024	6061	6063
1/2	x 3	1.820	x	x
	x 3 1/2	2.060		x
	x 4	2.430	x	x
	x 5	2.950		x
	x 6	3.640	x	x
	x 8	4.710		x
	x 10	5.890		x
	x 12	7.070		x
5/8	x 1	.759	x	x
	x 1 1/4	.949	x	x
	x 1 1/2	1.140	x	x
	x 1 3/4	1.290		x
	x 2	1.510	x	x
	x 2 1/2	1.840		x
	x 3	2.280	x	x
	x 4	3.040	x	x
	x 5	3.750		x
	x 6	4.410		x
3/4	x 1	.911	x	x
	x 1 1/4	1.140	x	x
	x 1 1/2	1.370	x	x
	x 1 3/4	1.590	x	x
	x 2	1.820	x	x
	x 2 1/4	2.020		x
	x 2 1/2	2.280	x	x
	x 2 3/4	2.430		x
	x 3	2.730	x	x
	x 3 1/2	3.190	x	x
	x 4	3.640	x	x
	x 5	4.410		x
	x 6	5.460	x	x
	x 8	7.070		x
	x 10	8.830		x
	x 12	10.600		x
7/8	x 1	1.030		x
	x 1 1/2	1.550		x
	x 2	2.060		x
1	x 1 1/4	1.510	x	x
	x 1 1/2	1.820	x	x
	x 1 3/4	2.130	x	x



# Aluminum Flat Bar

Size in inches		lbs/ft	2024	6061	6063
1	x 2	2.430	x	x	x
	x 2 1/4	2.650		x	
	x 2 1/2	3.040	x	x	
	x 2 3/4	3.240		x	
	x 3	3.640	x	x	
	x 3 1/2	4.250	x	x	
	x 4	4.860	x	x	
	x 5	6.080	x	x	
	x 6	7.290	x	x	
	x 8	9.430		x	
	x 10	11.800		x	
	x 12	14.120		x	
1 1/4	x 1 1/2	2.250	x	x	
	x 2	3.000	x	x	
	x 2 1/2	3.790	x	x	
	x 3	4.550	x	x	
	x 4	6.080	x	x	
	x 6	9.000		x	
	x 8	11.800		x	
	x 10	14.700		x	
x 12	17.700		x		
1 1/2	x 2	3.640	x	x	
	x 2 1/2	4.550	x	x	
	x 3	5.460	x	x	
	x 3 1/2	6.180		x	
	x 4	7.290	x	x	
	x 5	8.830		x	
	x 6	10.900	x	x	
	x 8	14.100		x	
	x 10	17.600		x	
	x 12	21.200		x	
1 3/4	x 2	4.250	x	x	
2	x 2 1/2	6.080	x	x	
	x 3	7.290	x	x	
	x 3 1/2	8.240		x	
	x 4	9.720	x	x	
	x 5	12.100	x	x	
	x 6	14.600	x	x	
	x 8	18.900		x	
x 10	23.600		x		

# Aluminum Flat Bar

---

<u>Size in inches</u>		<u>lbs/ft</u>	<u>2024</u>	<u>6061</u>	<u>6063</u>
2	x 12	28.300		x	
2 1/2	x 3	9.110	x	x	
	x 4	12.200	x	x	
	x 5	15.200	x	x	
	x 6	18.200	x	x	
3	x 3 1/2	12.350		x	
	x 4	14.600	x	x	
	x 5	18.200	x	x	
	x 6	21.900	x	x	

# Aluminum Hexagons

<u>Size in inches</u>	<u>lbs/ft</u>	<u>2011 T</u>	<u>2017 T451</u>	<u>6061 T651</u>
3/16	.037		x	
1/4	.066	x	x	
5/16	.103	x	x	
11/32	.126	x		
3/8	.149	x	x	
7/16	.203	x	x	
1/2	.265	x	x	x
9/16	.335	x	x	
5/8	.415	x	x	x
11/16	.502	x	x	
3/4	.598	x	x	x
13/16	.701	x	x	
7/8	.814	x	x	x
15/16	.934	x	x	
1	1.060	x	x	x
1 1/16	1.200	x	x	
1 1/8	1.340	x	x	x
1 3/16	1.490		x	
1 1/4	1.660	x	x	x
1 5/16	1.810		x	
1 3/8	2.010	x	x	x
1 1/2	2.390	x	x	x
1 5/8	2.810	x	x	
1 3/4	3.250	x	x	x
1 7/8	3.740	x	x	
2	4.250	x	x	x
2 1/4	5.330		x	x
2 1/2	6.570		x	x
2 3/4	7.960		x	x
3	9.460		x	

# Aluminum Angle

---

6061 T6 Extruded, structural (QQA 200/16,AMS 4113)

6061 T6 Extruded, round corner (QQA 200/8,AMS 4150)

6063 T52 Extruded, sharp corners (QQA 200/9,ASTM B221)

6063 is in 16 foot lengths

---

<u>Size (in inches)</u>	<u>lbs/ft</u>	<u>20' Bar</u>
1/2 x 1/2 x 1/16	.070	1.40
1/2 x 1/2 x 1/8	.131	2.62
5/8 x 5/8 x 1/8	.168	3.36
3/4 x 3/4 x 1/16	.107	2.14
3/4 x 3/4 x 1/8	.206	4.12
1 x 1/2 x 1/8	.206	4.12
1 x 3/4 x 1/8	.244	4.88
1 x 1 x 1/16	.145	2.90
1 x 1 x 1/8	.281	5.62
1 x 1 x 3/16	.409	8.18
1 x 1 x 1/4	.514	10.28
1 1/4 x 1 1/4 x 1/8	.356	7.12
1 1/4 x 1 1/4 x 3/16	.522	10.44
1 1/4 x 1 1/4 x 1/4	.660	13.20
1 1/2 x 1 1/4 x 1/8	.387	7.74
1 1/2 x 1 1/4 x 3/16	.570	11.40
1 1/2 x 1 1/4 x 1/4	.740	14.80
1 1/2 x 1 1/2 x 1/8	.431	8.62
1 1/2 x 1 1/2 x 3/16	.632	12.64
1 1/2 x 1 1/2 x 1/4	.810	16.20
1 3/4 x 1 3/4 x 1/8	.510	10.20
1 3/4 x 1 3/4 x 3/16	.740	14.80
1 3/4 x 1 3/4 x 1/4	.960	19.20
2 x 1 1/2 x 1/8	.506	10.12
2 x 1 1/2 x 3/16	.731	14.62
2 x 1 1/2 x 1/4	.960	19.20
2 x 2 x 1/8	.581	11.62
2 x 2 x 3/16	.860	17.20
2 x 2 x 1/4	1.130	22.60
2 x 2 x 5/16	1.360	27.20
2 x 2 x 3/8	1.610	32.20
2 1/2 x 1 1/2 x 3/16	.850	17.00
2 1/2 x 1 1/2 x 1/4	1.110	22.20
2 1/2 x 2 x 3/16	.961	19.22
2 1/2 x 2 x 1/4	1.260	25.20
2 1/2 x 2 1/2 x 1/8	.731	14.62

# Aluminum Angle

---

<u>Size (in inches)</u>	<u>lbs/ft</u>	<u>20' Bar</u>
2 1/2 x 2 1/2 x 3/16	1.070	21.40
2 1/2 x 2 1/2 x 1/4	1.400	28.00
2 1/2 x 2 1/2 x 3/8	2.050	41.00
3 x 2 x 3/16	1.070	21.40
3 x 2 x 1/4	1.400	28.00
3 x 2 1/2 x 1/4	1.540	30.80
3 x 3 x 1/8	.881	17.62
3 x 3 x 3/16	1.310	26.20
3 x 3 x 1/4	1.680	33.60
3 x 3 x 5/16	2.080	41.60
3 x 3 x 3/8	2.470	49.40
3 x 3 x 1/2	3.410	68.20
3 1/2 x 2 1/2 x 1/4	1.680	33.63
3 1/2 x 3 1/2 x 1/4	1.990	39.80
3 1/2 x 3 1/2 x 5/16	2.460	49.20
3 1/2 x 3 1/2 x 3/8	2.930	58.60
3 1/2 x 3 1/2 x 1/2	3.830	76.60
4 x 3 x 1/4	1.990	39.80
4 x 3 x 3/8	2.930	58.60
4 x 3 x 1/2	3.830	76.60
4 x 4 x 1/4	2.280	45.60
4 x 4 x 3/8	3.380	67.60
4 x 4 x 1/2	4.410	88.20
5 x 3 x 1/4	2.280	45.60
5 x 3 x 3/8	3.350	67.00
5 x 3 x 1/2	4.400	88.00
5 x 5 x 3/8	4.280	85.60
5 x 5 x 1/2	5.580	111.60
6 x 4 x 3/8	4.240	84.80
6 x 4 x 1/2	5.580	111.60
6 x 6 x 3/8	5.120	102.40
6 x 6 x 1/2	6.750	135.00
6 x 6 x 3/4	10.100	202.00
8 x 8 x 1/2	9.140	182.80
8 x 8 x 3/4	13.500	270.00
8 x 8 x 1	18.000	360.00

# Aluminum Channel

---

6061 T6 (QQA 200/16, ASTM B308, AMS 4113)

---

<u>Size (in inches)</u>	<u>lbs/ft</u>	<u>20' Bar</u>
2 x 1 x .130	.577	11.54
2 x 1.25 x .170	1.070	21.40
3 x 1.50 x .130	1.140	22.80
3 x 1.41 x .170	1.420	28.40
3 x 1.75 x .170	1.600	32.00
3 x 1.50 x .258	1.730	34.60
3 x 1.60 x .356	2.070	41.40
4 x 2 x .150	1.740	34.80
4 x 1.58 x .180	1.850	37.00
4 x 2.25 x .190	2.330	46.60
4 x 1.65 x .247	2.160	43.20
4 x 1.72 x .320	2.500	50.00
5 x 2.25 x .150	2.210	44.20
5 x 1.75 x .190	2.320	46.40
5 x 2.75 x .190	3.090	61.80
5 x 1.89 x .325	3.110	62.20
5 x 2.032 x .472	3.975	79.50
6 x 2.50 x .170	2.830	56.60
6 x 1.92 x .200	2.830	56.60
6 x 3.25 x .210	4.030	80.60
6 x 1.95 x .225	3.000	60.00
6 x 2.03 x .314	3.630	72.60
6 x 2.16 x .437	4.500	90.00
7 x 2.75 x .170	3.210	64.20
7 x 3.50 x .210	4.720	94.40
8 x 3.00 x .190	4.150	83.00
8 x 2.29 x .250	4.250	85.00
8 x 3.75 x .250	5.790	115.80
8 x 2.343 x .303	4.750	95.00
8 x 2.527 x .487	6.480	129.60
9 x 3.25 x .230	4.980	99.60
9 x 4.00 x .290	6.970	139.40
10 x 2.60 x .240	5.280	105.60
10 x 3.50 x .250	6.140	122.80
10 x 4.25 x .310	8.360	167.20
10 x 2.886 x .526	8.640	172.80
12 x 4.00 x .290	8.270	165.40
12 x 2.96 x .300	7.410	148.20
12 x 5.00 x .350	11.820	236.40
12 x 3.047 x .387	8.640	172.80

# Aluminum Channel

6063 T52 Channel (QQA 200/9, ASTM B221)

<u>Size (in inches)</u>	<u>lbs/ft</u>	<u>16' Bar</u>
1/2 x 3/8 x 1/8	.150	2.40
1/2 x 1/2 x 3/32	.148	2.37
1/2 x 3/4 x 1/8	.263	4.21
5/8 x 5/8 x 1/8	.243	3.89
3/4 x 3/8 x 1/8	.186	2.98
3/4 x 5/8 x 1/8	.263	4.21
3/4 x 3/4 x 1/8	.299	4.78
1 x 1/2 x 1/8	.262	4.19
1 x 1 x 1/8	.413	6.61
1 1/4 x 1/2 x 1/8	.299	4.78
1 1/4 x 3/4 x 1/8	.375	6.00
1 1/4 x 1 1/4 x 1/8	.526	8.42
1 1/2 x 1/2 x 1/8	.336	5.38
1 1/2 x 3/4 x 1/8	.405	6.48
1 3/4 x 1/2 x 1/8	.376	6.02
1 3/4 x 3/4 x 1/8	.450	7.20
1 3/4 x 1 x 1/8	.526	8.42
2 x 1/2 x 1/8	.413	6.61
2 x 1 x 1/8	.563	9.01
2 x 1 x 3/16	.702	11.23
2 x 2 x 1/8	.846	13.54
2 x 2 x 1/4	1.670	26.72
2 1/4 x 7/8 x 1/8	.562	8.99
2 3/8 x 1 1/4 x 3/16	1.010	16.16
2 1/2 x 1 1/2 x 1/8	.787	12.59
3 x 1/2 x 1/8	.563	9.01
3 x 1 x 1/8	.713	11.41
5 x 2 x 3/16	1.950	31.20

# Aluminum Tee Bar

6061 T6 - QQA 200/16 - 25' lengths

6063 T52 - QQA 200/9 - 25' lengths

<u>Size (in inches)</u>	<u>lbs/ft</u>	<u>6061T6</u>	<u>6063T52</u>
3/4 x 3/4 x 1/8	.202		x
1 x 1 x 1/8	.274		x
1 1/4 x 7/8 x 1/8	.294		x
1 1/2 x 1 1/2 x 1/4	.825		x
2 x 3/4 x 1/8	.386		x
2 x 2 x 3/4	1.260	x	x
3 x 3 x 3/8	2.720	x	

# Aluminum I-Beam

---

6061 T6 (QQA 200/16, ASTM B308, AMS 4113)

---

<u>Size in inches</u>	<u>lbs/ft</u>	<u>Size in inches</u>	<u>lbs/ft</u>
3 x .130 x 2.500	1.640	6 x .190 x 4.000	4.030
3 x .150 x 2.500	2.030	6 x .210 x 4.000	4.692
3 x .170 x 2.330	1.994	6 x .230 x 3.330	4.421
3 x .251 x 2.411	2.310	6 x .343 x 3.443	5.220
3 x .349 x 2.509	2.670		
		7 x .230 x 4.500	5.800
4 x .150 x 3.00	2.311	8 x .230 x 5.000	6.181
4 x .170 x 3.000	2.793	8 x .250 x 5.000	7.023
4 x .190 x 2.660	2.698	8 x .270 x 4.000	6.510
4 x .326 x 2.796	3.373		
		9 x .270 x 5.500	8.361
5 x .190 x 3.500	3.700		
5 x .210 x 3.000	3.508		

# Aluminum H-Beam & Wide Flange

---

6061 T6 (QQA 200/8, ASTM B221, AMS 4150)

---

<u>Size in inches</u>	<u>lbs/ft</u>
4 x 4 x .312	4.844
5 x 5 x .312	6.629
6 x 6 x .250	7.850
8 x 8 x .313	11.200
6 x 4 x .230	4.160
6 x 6 x .240	5.400
8 x 5.250 x .230	5.900
8 x 6.500 x .245	8.320
8 x 8 x .288	10.700



# Aluminum Extruded Round Tube

6061 T6511 (QQA 200/8, ASTM B221)

<u>Size of O.D.</u>	<u>Wall Thickness</u>	<u>Approx.lbs/ft</u>
1	.125	.405
	.187	.562
	.250	.693
1 1/4	.125	.520
	.188	.737
1 3/8	.125	.577
	.250	1.040
1 1/2	.125	.635
	.188	.911
	.250	1.157
	.312	1.369
1 5/8	.375	1.558
	.125	.700
	.250	1.270
1 3/4	.125	.750
	.188	1.081
	.250	1.385
	.500	2.310
2	.125	.866
	.188	1.259
	.250	1.616
	.313	1.951
	.375	2.251
	.500	2.771
2 1/4	.125	.981
	.188	1.432
	.250	1.847
	.313	2.240
	.375	2.598
	.500	3.233
2 3/8	.250	1.963
	.500	3.463
2 1/2	.125	1.097
	.188	1.606
	.250	2.078
	.313	2.528
	.375	2.944
	.500	3.695
	.750	4.849
	.188	1.692
2 5/8	.375	3.118

# Aluminum Extruded Round Tube

---

<u>Size in Inches</u>	<u>Wall Thickness</u>	<u>Approx.lbs/ft</u>
2 3/4	.125	1.212
	.188	1.776
	.250	2.310
	.312	2.811
	.375	3.290
	.500	4.156
3	.625	4.907
	.125	1.328
	.188	1.953
	.250	2.539
	.313	3.107
	.375	3.637
3 1/2	.500	4.618
	.625	5.484
	.750	6.235
	.125	1.559
	.188	2.300
	.250	3.002
4	.312	3.675
	.375	4.330
	.500	5.541
	.750	7.620
	.125	1.790
	.188	2.647
4 1/2	.250	3.463
	.312	4.251
	.375	5.020
	.500	6.466
	.750	9.006
	1	11.084
5	.125	2.020
	.188	2.996
	.250	3.924
	.313	4.827
	.375	5.715
	.500	7.389
5	.625	8.948
	.750	10.391
	.188	3.342
	.250	4.386
	.312	5.404
	.375	6.407
.500	8.313	

# Aluminum Extruded Round Tube

---

<u>Size of O.D.</u>	<u>Wall Thickness</u>	<u>Approx.lbs/ft</u>
5 1/2	.188	3.690
	.250	4.849
	.312	5.980
	.375	7.101
	.500	9.236
6	.188	4.037
	.250	5.311
	.312	6.560
	.375	7.793
	.500	10.159
	.625	12.411
	.750	14.547
6 1/2	1	18.473
	.188	4.386
	.250	5.773
	.375	8.486
	.500	11.084
7	.750	15.932
	.250	6.234
	.375	9.179
	.500	12.007
7 1/2	.750	17.318
	.188	5.079
	.375	9.871
8	.250	7.158
	.500	13.854
9	.500	15.702
	1.500	41.563
10	.188	6.815
	.312	11.167
	.375	13.335
	.500	17.549
	.625	21.648

**Other Sizes Available On Request!**  
**Supplied in Full Lengths or Cut to Your Size.**

# Extruded Square Aluminum Tubing

6061 T6511 (QQA 200/8,ASTM B221)

6063 T53 (QQA 200/9,ASTM B221)

<u>Size in Inches</u>	<u>Wall Thickness</u>	<u>Approx.lbs/ft</u>
3/4 x 3/4	.062	.205
	.125	.376
1 x 1	.062	.280
	.125	.526
1 1/4 x 1 1/4	.125	.676
	.188	.939
1 1/2 x 1 1/2	.125	.825
1 5/8 x 1 5/8	.125	.882
1 3/4 x 1 3/4	.125	.974
2 x 2	.125	1.126
	.188	1.603
	.250	2.058
2 1/4 x 2 1/4	.125	1.250
	.188	1.824
	.250	2.646
2 1/2 x 2 1/2	.125	1.425
	.250	2.646
3 x 3	.125	1.706
	.188	2.487
	.250	3.234
	.375	4.631
3 1/2 x 3 1/2	.250	3.836
4 x 4	.125	2.294
	.250	3.234
	.500	8.232

# Extruded Square Aluminum Tubing

<u>Size in Inches</u>	<u>Wall Thickness</u>	<u>Approx.lbs/ft</u>
5 x 5	.125	2.867
	.188	4.256
	.250	5.586
	.312	6.880
	.375	8.159
6 x 6	.125	3.455
	.188	5.140
	.250	6.762
	.312	8.348
	.375	9.923
	.500	12.936
8 x 8	1.000	23.520
	.188	6.909
	.250	9.114
	.375	13.451
.500	17.640	

# Aluminum Rectangular Tubing

6063 T52 (OOA 200/9)

<u>Size in Inches</u>	<u>lbs/ft.</u>
1 x 1/2 x 1/8	.366
1 1/2 x 3/4 x 1/8	.588
1 1/2 x 1 x 1/8	.661
2 x 1 x 1/8	.809
2 x 1 1/2 x 1/8	.976
2 1/2 x 1 1/4 x 1/8	1.030
2 1/2 x 1 1/2 x 1/8	1.103
3 x 1 1/2 x 3/16	1.861
3 x 2 x 1/8	1.400
3 1/2 x 1 3/4 x 1/8	1.470
4 x 1 3/4 x 1/8	1.650
4 x 2 c 1/8	1.690
4 1/2 x 1 3/4 x 1/8	1.770
5 x 1 3/4 x 1/8	1.991
5 x 2 x 1/8	1.990
6 x 2 x 1/8	2.279
6 x 3 x 3/16	3.890
8 x 2 x 1/8	2.925

# Aluminum Pipe

---

6061 T6 (QQA 200/8, ASTM B241)

6063 T6 (QQA 200/9, ASTM B241)

Nom. Size	Schedule	Wall	lbs/ft	Size O.D.	Size I.D.	6063T6
1/8	40	.068	.085	.405	.269	
1/4	40	.088	.147	.540	.364	
3/8	40	.091	.196	.675	.493	
1/2	40	.109	.294	.840	.622	x
3/4	40	.113	.391	1.050	.824	x
1	40	.133	.581	1.315	1.049	x
	80	.179	.751	1.315	.957	x
1 1/4	10	.109	.618	1.660	1.442	x
	40	.140	.786	1.660	1.380	x
	80	.191	1.037	1.660	1.278	x
1 1/2	10	.109	.714	1.900	1.682	x
	40	.145	.940	1.900	1.610	x
	80	.200	1.254	1.900	1.500	
2	10	.109	.913	2.375	2.157	x
	40	.154	1.264	2.375	2.067	x
	80	.218	1.737	2.375	1.939	x
2 1/2	10	.120	1.221	2.875	2.635	x
	40	.203	2.004	2.875	2.469	x
	80	.276	2.650	2.875	2.323	x
3	10	.120	1.483	3.500	3.260	x
	40	.216	2.621	3.500	3.068	x
	80	.300	3.547	3.500	2.900	x
4	10	.120	1.922	4.500	4.260	x
	40	.237	3.733	4.500	4.026	x
	80	.337	5.183	4.500	3.826	x
5	10	.134	2.660	5.563	5.295	x
	40	.258	5.057	5.563	5.047	x
	80	.375	7.188	5.563	4.813	
6	10	.134	3.181	6.625	6.357	x
	40	.280	6.564	6.625	6.065	x
	80	.432	9.884	6.625	5.761	
8	40	.322	9.898	8.625	7.981	x
10	40	.365	14.000	10.750	10.020	x
12	40	.406	18.520	12.750	11.938	x

**Note:** x shows these sizes also available as 6063 T6

# Non-Heat Treatable Sheet & Plate

## 3003 H14 (QQA 250/2,AMS 4008)

<u>Size in inches</u>	<u>lbs/ft</u>	<u>Size in inches</u>	<u>lbs/sqft</u>
.020 x 36 x 96	.285	.080 x 60 x 120	1.141
.020 x 36 x 120	.285	.080 x 60 x 144	1.141
.020 x 48 x 96	.285	.090 x 36 x 96	1.283
.025 x 36 x 96	.386	.090 x 48 x 96	1.283
.025 x 36 x 120	.386	.090 x 48 x 120	1.283
.025 x 36 x 144	.386	.090 x 48 x 144	1.283
.025 x 48 x 96	.386	.090 x 60 x 120	1.283
.025 x 48 x 120	.386	.090 x 60 x 144	1.283
.025 x 48 x 144	.386	.100 x 36 x 96	1.430
.032 x 36 x 96	.456	.100 x 48 x 120	1.430
.032 x 36 x 120	.456	.100 x 48 x 144	1.430
.032 x 48 x 96	.456	.100 x 60 x 144	1.430
.032 x 48 x 120	.456	.125 x 36 x 96	1.782
.032 x 48 x 144	.456	.125 x 36 x 120	1.782
.040 x 36 x 96	.570	.125 x 36 x 144	1.782
.040 x 36 x 120	.570	.125 x 48 x 96	1.782
.040 x 48 x 96	.570	.125 x 48 x 120	1.782
.040 x 48 x 120	.570	.125 x 48 x 144	1.782
.040 x 48 x 144	.570	.125 x 60 x 120	1.782
.040 x 60 x 144	.570	.125 x 60 x 144	1.782
.050 x 36 x 96	.713	.125 x 72 x 120	1.782
.050 x 36 x 120	.713	.160 x 48 x 144	2.280
.050 x 48 x 96	.713	.190 x 36 x 96	2.710
.050 x 48 x 120	.713	.190 x 48 x 120	2.710
.050 x 48 x 144	.713	.190 x 48 x 144	2.710
.050 x 60 x 144	.713	.190 x 60 x 96	2.710
.063 x 36 x 96	.898	.190 x 60 x 120	2.710
.063 x 36 x 120	.898	.190 x 60 x 144	2.710
.063 x 48 x 96	.898	.190 x 72 x 144	2.710
.063 x 48 x 120	.898	.250 x 36 x 96	3.564
.063 x 48 x 144	.898	.250 x 48 x 120	3.564
.063 x 60 x 144	.898	.250 x 48 x 144	3.564
.080 x 36 x 96	1.141	.250 x 60 x 144	3.564
.080 x 36 x 120	1.141	.250 x 72 x 144	3.564
.080 x 36 x 144	1.141	.375 x 48 x 144	5.400
.080 x 48 x 96	1.141	.500 x 48 x 144	7.200
.080 x 48 x 120	1.141		

**Note: some sizes are also available in O temper.**

# Non-Heat Treatable Sheet & Plate

6061 T651/T6

(QQA 250/11, AMS 4027)

<u>Size in inches</u>	<u>lbs/sqft</u>	<u>Size in inches</u>	<u>lbs/sqft</u>
.032 x 36 x 96	.452	.250 x 60 x 144	3.530
.032 x 48 x 120		.250 x 84 x 192	
.032 x 48 x 144		.312 x 36 x 96	4.410
.040 x 36 x 96	.565	.312 x 48 x 144	
.040 x 48 x 144		.375 x 48 x 144	5.292
.050 x 36 x 96	.706	.375 x 60 x 144	
.050 x 48 x 120		.375 x 84 x 240	
.050 x 48 x 144		.500 x 48 x 96	7.060
.050 x 60 x 144		.500 x 48 x 144	
.063 x 36 x 96	.889	.500 x 60 x 144	
.063 x 48 x 96		.500 x 84 x 192	
.063 x 48 x 120		.625 x 48 x 144	8.820
.063 x 60 x 144		.625 x 84 x 192	
.080 x 48 x 120	1.130	.750 x 48 x 144	10.600
.080 x 48 x 144		.750 x 60 x 144	
.080 x 60 x 144		.750 x 84 x 192	
.080 x 72 x 144		.875 x 48 x 144	12.350
.090 x 48 x 144	1.270	.875 x 84 x 192	
.090 x 60 x 144		1.00 x 48 x 144	14.110
.100 x 48 x 144	1.411	1.00 x 60 x 144	
.125 x 36 x 96	1.764	1.00 x 84 x 192	
.125 x 36 x 144		1.25 x 48 x 144	17.64
.125 x 48 x 96		1.25 x 60 x 144	
.125 x 48 x 120		1.25 x 84 x 192	
.125 x 48 x 144		1.50 x 48 x 144	21.200
.125 x 60 x 144		1.50 x 60 x 144	
.160 x 36 x 96	2.258	1.50 x 84 x 192	
.160 x 48 x 144		1.75 x 48 x 144	24.700
.160 x 60 x 144		1.75 x 84 x 192	
.190 x 36 x 96	2.690	2.00 x 48 x 144	28.220
.190 x 48 x 120		2.00 x 60 x 144	
.190 x 48 x 144		2.00 x 84 x 192	
.190 x 60 x 144		2.25 x 48 x 144	31.800
.190 x 60 x 180		2.25 x 84 x 192	
.190 x 72 x 144		2.50 x 48 x 144	35.300
.250 x 36 x 96	3.530	2.50 x 84 x 192	
.250 x 48 x 96		2.75 x 48 x 144	38.800
.250 x 48 x 144		2.75 x 84 x 192	
.250 x 60 x 120		3.00 x 48 x 144	42.340

**Sizes Up To 12" Thick Available On Request**



# 5086 H34 Diamond Tread Plate

(ASTM B209)

<u>Size in inches</u>	<u>lbs/sqft</u>	<u>Size in inches</u>	<u>lbs/sqft</u>
.125 x 48 x 192	1.96	.375 x 60 x 192	5.49
.188 x 48 x 192	2.94	.4375 x 60 x 144	6.31
.250 x 48 x 192	3.70	.4375 x 60 x 192	6.31
.250 x 60 x 192	3.70	.500 x 48 x 192	7.06
.312 x 48 x 192	4.59	.500 x 60 x 192	7.06
.312 x 60 x 192	4.59	.625 x 60 x 144	8.96
.375 x 48 x 144	5.49	.625 x 60 x 192	8.96
.375 x 48 x 192	5.49		


# 6061 T6 Diamond Tread Plate

(ASTM B632)

<u>Size in inches</u>	<u>lbs/sqft</u>	<u>Size in inches</u>	<u>lbs/sqft</u>
.100 x 48 x 192	1.60	.250 x 60 x 192	3.90
.125 x 48 x 144	2.00	.375 x 48 x 144	5.60
.125 x 48 x 192	2.00	.375 x 48 x 192	5.60
.125 x 60 x 144	2.00	.375 x 60 x 144	5.60
.125 x 60 x 192	2.00	.375 x 60 x 192	5.60
.188 x 48 x 144	3.00	.375 x 72 x 144	5.60
.188 x 48 x 192	3.00	.375 x 72 x 192	5.60
.188 x 60 x 144	3.00	.500 x 48 x 144	7.20
.188 x 60 x 192	3.00	.500 x 48 x 192	7.20
.250 x 36 x 144	3.90	.500 x 60 x 144	7.20
.250 x 48 x 144	3.90	.500 x 60 x 192	7.20
.250 x 48 x 192	3.90	.500 x 72 x 144	7.20
.250 x 60 x 144	3.90	.500 x 72 x 192	7.20

# 3003 Tread Bright

<u>Size in inches</u>	<u>lbs/sqft</u>	<u>Size in inches</u>	<u>lbs/sqft</u>
.100 x 48 x 144	1.57	.125 x 60 x 120	1.92
.100 x 48 x 192	1.57	.125 x 60 x 192	1.92
.125 x 48 x 120	1.92	.188 x 48 x 192	2.82
.125 x 48 x 144	1.92	.188 x 60 x 192	2.82
.125 x 48 x 192	1.92		



**This section contains**

**EXPANDED METAL  
GRATING**

# Standard Expanded Metal

<u>Style No.</u>	<u>Weight per 100 Sq. Ft.</u>	<u>Standard Sheet Size</u>	<u>Size of Opening in Inches</u>
3/16-20	90	8 x 4	.080 x .313
1/4-20	86	8 x 4	.125 x .718
1/4-18	114	4-8 x 8-4	.110 x .718
1/2-18	70	4-8 x 8-4	.438 x .938
1/2-16	86	4-8 x 8-4	.375 x .938
1/2-13	147	4-8 x 8-4	.312 x .938
1/2-13 (188)	282	8 x 4	.250 x .800
3/4-16	54	4-8 x 8-4	.813 x 1.75
3/4-13	80	4-8 x 8-4	.750 x 1.688
3/4-10 (13ga)	120	4-8 x 8-4	.750 x 1.625
3/4-9 (10ga)	180	4-8 x 8-4	.688 x 1.563
1-16	44	4-8 x 8-4	.938 x 2.00
1-14	76	4-8 x 8-4	.875 x 1.563
1-12	101	4-8 x 8-4	.907 x 1.563
1-10	170	4-8 x 8-4	.750 x 1.563
1-10H	200	4-8 x 8-4	.725 x 1.563
1-1/2-14	44	4-8 x 8-4	1.188 x 2.625
1-1/2-13	60	4-8 x 8-4	1.188 x 2.5
1-1/2-12	72	4-8 x 8-4	1.112 x 2.375
1-1/2-10 (13ga)	79	4-8 x 8-4	1.188 x 2.5
1-1/2-9 (10ga.)	120	4-8 x 8-4	1.125 x 2.375
1-1/2-10	170	4-8 x 8-4	1.00 x 2.375
1-1/2-10H	200	4-8 x 8-4	.830 x 2.375

# Flattened Expanded Metal

<u>Style No.</u>	<u>Weight per 100 Sq. Ft.</u>	<u>Standard Sheet Size</u>	<u>Size of Opening in Inches</u>
3/16-20F	88	8 x 4	.094 x .343
1/4-18F	108	4-8 x 8-4	.094 x .688
1/2-16F	82	4-8 x 8-4	.313 x 1.00
1/2-13F	140	4-8 x 8-4	.313 x 1.00
1/2-13F (188)	275	8 x 4	.250 x 1.00
3/4-16F	51	4-8 x 8-4	.750 x 1.75
3/4-13F	76	4-8 x 8-4	.688 x 1.781
3/4-10F (13ga)	114	4-8 x 8-4	.637 x 1.755
3/4-9F (10ga)	171	4-8 x 8-4	.563 x 1.688
1-16F	41	4-8 x 8-4	.813 x 2.100
1-14F	73	4-8 x 8-4	.790 x 2.000
1-12F	96	4-8 x 8-4	.785 x 2.000
1-10F	165	4-8 x 8-4	.750 x 1.900
1-1/2-16F	38	4-8 x 8-4	1.055x2.750
1-1/2-14F	40	4-8 x 8-4	1.055x2.750
1-1/2-13F	57	4-8 x 8-4	1.060x2.750
1-1/2-12F	66	4-8 x 8-4	1.296x2.625
1-1/2-9F (10ga)	114	4-8 x 8-4	1.00 x 2.56
1-1/2-10F	165	4-8 x 8-4	.900 x 2.560

**Call us for Galvanized, Aluminum and Stainless Steel Expanded Metal**

# Expanded Metal Grating - Structural

<u>Style No.</u>	<u>Weight per 100 Sq. Ft.</u>	<u>Standard Sheet Size</u>	<u>Size of Opening in Inches</u>
3#	3.00	4'-5'6"-8' x 8'-4'	.940x3.44
3.14#	3.14	**	1.625 x 4.88
4#	4.00	**	.940 x 3.44
4.27#	4.27	**	1.00 x 2.88
5#	5.00	**	.813 x 3.38
6.25#	6.25	**	.813 x 3.38
7#	7.00	4'x8'	.813 x 3.38

# Welded Bar Grating

<u>Bearing Bar Size</u>	<u>Weight per Sq. Ft.</u>	<u>Bearing Bar Size</u>	<u>Weight per Sq. Ft.</u>	<u>Bearing Bar Size</u>	<u>Weight per Sq. Ft.</u>
3/4 x 1/8	3.9	3/4 x 3/16	5.5		
1 x 1/8	4.9	1 x 3/16	7.1	1 x 1/4	9.2
1-1/4 x 1/8	6.0	1-1/4 x 3/16	8.7	1-1/4 x 1/4	11.4
1-1/2 x 1/8	7.1	1-1/2 x 3/16	10.3	1-1/2 x 1/4	13.5
		1-3/4 x 3/16	12.1	1-3/4 x 1/4	15.7
		2 x 3/16	13.8	2 x 1/4	18.1
		2-1/4 x 3/16	14.8	2-1/4 x 1/4	2.0
		2-1/2 x 3/16	17.0	2-1/2 x 1/4	22.1

**Bar Grating is Available in Bare Metal, Black Primer or Galvanized Finishes.**

**Can be ordered with Serrated Surface for Increased Safety.**

# Diamond Grip

---

Part Number	Weight per	
	<u>Lin.Foot</u>	<u>Size in Inches</u>
DG2154	2.3	4-3/4 x 1-1/2 x 14ga.
DG2152	3.0	4-3/4 x 1-1/2 x 12ga.
DG2204	2.5	4-3/4 x 2 x 14ga.
DG2202	3.3	4-3/4 x 2 x 12ga.
DG2254	2.9	4-3/4 x 2-1/2 x 14ga.
DG2252	4.1	4-3/4 x 2-1/2 x 12ga.
DG3154	2.9	7 x 1-1/2 x 14ga.
DG3152	3.9	7 x 1-1/2 x 12ga.
DG3204	3.2	7 x 2 x 14ga.
DG3202	4.4	7 x 2 x 12ga.
DG3254	3.5	7 x 2-1/2 x 14ga.
DG3252	4.7	7 x 2-1/2 x 12ga.
DG3302	5.1	7 x 3 x 12ga.
DG4154	3.5	9-1/2 x 1-1/2 x 14ga.
DG4152	4.8	9-1/2 x 1-1/2 x 12ga.
DG4204	3.7	9-1/2 x 2 x 14ga.
DG4202	5.1	9-1/2 x 2 x 12ga.
DG4254	4.2	9-1/2 x 2-1/2 x 14ga.
DG4252	5.6	9-1/2 x 2-1/2 x 12ga.
DG4302	5.8	9-1/2 x 3 x 12ga.
DG5154	4.1	11-3/4 x 1-1/2 x 14ga.
DG5152	5.7	11-3/4 x 1-1/2 x 12ga.
DG5204	4.5	11-3/4 x 2 x 14ga.
DG5202	6.1	11-3/4 x 2 x 12ga.
DG5254	4.8	11-3/4 x 2-1/2 x 14ga.
DG5252	6.4	11-3/4 x 2-1/2 x 12ga.
DG5302	6.7	11-3/4 x 3 x 12ga.
DG8154	5.9	18-3/4 x 1-1/2 x 14ga.
DG8152	8.2	18-3/4 x 1-1/2 x 12ga.
DG8204	6.1	18-3/4 x 2 x 14ga.
DG8202	8.5	18-3/4 x 2 x 12ga.
DG8254	6.4	18-3/4 x 2-1/2 x 14ga.
DG8252	8.9	18-3/4 x 2-1/2 x 12ga.
DG8302	9.3	18-3/4 x 3 x 12ga.
DG10152	10.1	24 x 1-1/2 x 12ga.
DG10204	7.6	24 x 2 x 14ga.
DG10202	10.8	24 x 2 x 12ga.
DG10302	11.3	24 x 3 x 12ga.
DG10504W	9.6	24 x 5 x 14ga. Walkway
DG10502W	13.1	24 x 5 x 12ga. Walkway

**Diamond Grip Available**

**In Stainless & Aluminum Call Us For Sizes And Availability.**

**Also On Hand Bolt Seats and Clip assemblies.**

**Stock Length is 12'- Cut to Length available.**

# Safety Grip

---

<u>Part Number</u>	<u>Weight per Lin.Foot</u>	<u>Size in Inches</u>
<b>SG2153</b>	2.6	5 x 1-1/2 x 13ga.
<b>SG2203</b>	2.8	5 x 2 x 13ga.
<b>SG3153</b>	3.0	7 x 1-1/2 x 13ga.
<b>SG3151</b>	4.2	7 x 1-1/2 x 11ga.
<b>SG3203</b>	3.3	7 x 2 x 13ga.
<b>SG3201</b>	4.5	7 x 2 x 11ga.
<b>SG3301</b>	4.8	7 x 3 x 11ga.
<b>SG5153</b>	3.5	10 x 1-1/2 x 13ga.
<b>SG5151</b>	4.5	10 x 1-1/2 x 11ga.
<b>SG5203</b>	3.9	10 x 2 x 13ga.
<b>SG5201</b>	4.8	10 x 2 x 11ga.
<b>SG5301</b>	5.1	10 x 3 x 11ga.
<b>SG6153</b>	4.3	12 x 1-1/2 x 13ga.
<b>SG6151</b>	5.3	12 x 1-1/2 x 11ga.
<b>SG6203</b>	4.6	12 x 2 x 13ga.
<b>SG6201</b>	5.5	12 x 2 x 11ga.
<b>SG6301</b>	6.2	12 x 3 x 11ga.
<b>SG10153</b>	5.7	18 x 1-1/2 x 13ga.
<b>SG10151</b>	6.8	18 x 1-1/2 x 11ga.
<b>SG10203</b>	6.0	18 x 2 x 13ga.
<b>SG10201</b>	7.1	18 x 2 x 11ga.
<b>SG10301</b>	7.9	18 x 3 x 11ga.
<b>SG13201</b>	8.9	24 x 2 x 11ga.
<b>SG13301</b>	9.8	24 x 3 x 11ga.
<b>SG13503W</b>	8.8	24 x 5 x 13ga.Walkway
<b>SG13501W</b>	11.9	24 x 5 x 11ga.Walkway
<b>SG16501W</b>	13.9	30 x 5 x 11ga.Walkway
<b>SG20501W</b>	15.9	36 x 5 x 11ga.Walkway

**Call For Stainless & Aluminum**

# Safety-Tread Ladder Rungs

<u>Part Number</u>	<u>Weight per Lin.Foot</u>	<u>Size in Inches (Width x Depth x Gauge)</u>
<b>2 HOLE*</b> <b>LR1251B</b>	1.2	1-1/4 x 1-7/16 x 11 ga. (HR)
<b>3 HOLE</b> <b>LR6253B</b>	1.3	1-5/8 x 1-1/8 x 13 ga. (HR)
<b>LR6254S</b>	1.1	1-5/8 x 1-1/8 x 14 ga. (Stainless)
<b>LR6258A</b>	0.5	1-5/8 x 1-1/8 x .125 (Alum.)
<b>4 HOLE</b> <b>LR2253B</b>	1.5	2-1/4 x 1-1/2 x 13 ga. (HR)
<b>LR2254S</b>	1.2	2-1/4 x 1-1/2 x 14 ga. (Stainless)
<b>LR2258A</b>	0.7	2-1/4 x 1-1/2 x .125 (Alum.)

**\* Note: 2 Hole Stainless & Aluminum available on request.  
Stock Length is 5'.**


# Safety Tread Flooring\*

<u>Part Number</u>	<u>Gauge &amp; Material</u>	<u>Weight per Sq. Ft.</u>
<b>ST3101B</b>	11Ga. P & O	5.00
<b>ST3103B</b>	13Ga. P & O	3.75
<b>ST3106B</b>	16Ga. P & O	2.25
<b>ST3103G</b>	13Ga. Galvanized	3.53
<b>ST3104S</b>	14Ga. Stainless	3.27
<b>ST3108A</b>	.125 Aluminum	1.60

**\*Note: Standard Size is 3' x 10'**

**Call us for Safety Tread Channel, Stair Treads and Walkway.**





**This section contains**

**HOT ROLLED BARS**  
**COLD ROLLED BARS**

# Hot Rolled Rounds

---

<u>Diameter</u> <u>Size in Inches</u>	<u>Per Foot</u>	<u>Weight in Pounds</u> <u>20' Bar</u>
3/16	.094	1.88
1/4	.167	3.34
5/16	.261	5.22
3/8	.376	7.52
7/16	.511	10.22
1/2	.668	13.36
9/16	.845	16.90
5/8	1.043	20.80
3/4	1.502	30.04
7/8	2.044	40.80
1	2.670	53.40
1-1/8	3.380	67.60
1-1/4	4.172	83.40
1-3/8	5.049	101.00
1-1/2	6.008	120.20
1-5/8	7.051	141.00
1-3/4	8.178	163.60
1-7/8	9.388	187.80
2	10.681	213.60
2-1/8	12.058	241.20
2-1/4	13.519	270.40
2-3/8	15.062	301.20
2-1/2	16.690	333.80
2-3/4	20.195	403.80
3	24.033	480.60
3-1/4	28.210	564.20
3-1/2	32.710	654.20
3-3/4	37.550	751.00

# Hot Rolled Rounds

---

Diameter Size in Inches	Weight in Pounds	
	Per Foot	20' Bar
4	42.73	854.60
4-1/4	48.23	964.60
4-1/2	54.08	1081.60
4-3/4	60.25	1205.00
5	66.76	1335.20
5-1/4	73.60	1472.00
5-1/2	80.78	1615.60
5-3/4	88.29	1765.80
6	96.13	1922.60
6-1/4	104.30	2086.00
6-1/2	112.80	2256.00
6-3/4	121.70	2434.00
7	130.90	2618.00
7-1/4	140.40	2808.00
7-1/2	150.20	3004.00
7-3/4	160.40	3208.00
8	170.90	3418.00
8-1/4	181.80	3636.00
8-1/2	192.90	3858.00
8-3/4	204.50	4090.00
9	216.30	4326.00
10	267.00	5340.00
11	323.10	6462.00
12	384.50	7690.00

# Hot Rolled Squares

---

Diameter Size in Inches	Per Foot	Weight in Pounds	
			20' Bar
1/4	0.213		4.26
5/16	0.332		6.64
3/8	0.478		9.56
7/16	0.651		13.02
1/2	0.850		17.00
5/8	1.328		26.56
3/4	1.913		38.26
7/8	2.603		52.06
1	3.400		68.00
1-1/8	4.303		86.06
1-1/4	5.313		106.26
1-1/2	7.650		153.00
1-3/4	10.413		208.26
2	13.600		272.00
2-1/4	17.213		344.26
2-1/2	21.250		425.00
2-3/4	25.713		514.26
3	30.600		612.00
3-1/4	35.910		718.20
3-1/2	41.650		833.00
4	54.400		1088.00
4-1/2	68.850		1377.00
5	85.000		1700.00
6	122.400		2448.00

# Hot Rolled Flats

---

Diameter Size in Inches	Weight in Pounds	
	Per Foot	20' Bar
1/8 x 1/2	.213	4.26
x 3/4	.319	6.38
x 1	.425	8.50
x 1-1/4	.531	10.62
x 1-1/2	.638	12.76
x 1-3/4	.744	14.88
x 2	.850	17.00
x 2-1/4	.956	19.12
x 2-1/2	1.063	21.26
x 2-3/4	1.169	23.38
x 3	1.275	25.50
x 3-1/2	1.488	29.76
x 4	1.700	34.00
x 4-1/2	1.913	38.26
x 5	2.125	42.50
x 5-1/2	2.338	46.76
x 6	2.550	51.00
x 8	3.400	68.00
x 10	4.250	85.00
x 12	5.100	102.00
3/16 x 1/2	.319	4.78
x 3/4	.478	9.56
x 1	.638	12.76
x 1-1/4	.797	15.94
x 1-1/2	.956	19.12
x 1-3/4	1.120	22.40
x 2	1.280	25.60
x 2-1/4	1.430	28.60
x 2-1/2	1.590	31.80
x 3	1.910	38.20
x 3-1/2	2.230	44.60

# Hot Rolled Flats

---

Diameter Size in Inches	Weight in Pounds	
	Per Foot	20' Bar
<b>3/16</b> x 4	2.550	51.00
x 4-1/2	2.870	57.40
x 5	3.190	63.80
x 6	3.830	76.60
x 8	5.100	102.00
x 10	6.380	127.60
x 12	7.650	153.00
<b>1/4</b> x 1/2	.425	8.50
x 3/4	.638	12.76
x 1	.850	17.00
x 1-1/4	1.060	21.20
x 1-1/2	1.280	25.60
x 1-3/4	1.490	29.80
x 2	1.700	34.00
x 2-1/4	1.910	38.20
x 2-1/2	2.130	42.60
x 2-3/4	2.340	46.80
x 3	2.550	51.00
x 3-1/2	2.980	59.60
x 4	3.400	68.00
x 4-1/2	3.830	76.60
x 5	4.250	85.00
x 6	5.100	102.00
x 7	5.950	119.00
x 8	6.800	136.00
x 9	7.650	153.00
x 10	8.500	170.00
x 12	10.200	204.00
<b>5/16</b> x 3/4	.797	15.94
x 1	1.060	21.20

# Hot Rolled Flats

---

Diameter Size in Inches	Weight in Pounds	
	Per Foot	20' Bar
5/16 x 1-1/4	1.330	26.60
x 1-1/2	1.590	31.80
x 1-3/4	1.860	37.20
x 2	2.130	42.60
x 2-1/2	2.660	53.20
x 3	3.190	63.80
x 3-1/2	3.720	74.40
x 4	4.250	85.00
x 5	5.310	106.20
x 6	6.380	127.60
x 7	7.440	148.80
x 8	8.500	170.00
x 9	9.560	191.20
x 10	10.630	212.60
x 12	12.750	255.00
3/8 x 3/4	.638	12.76
x 1	1.280	25.60
x 1-1/4	1.590	31.80
x 1-1/2	1.910	39.20
x 1-3/4	2.230	44.60
x 2	2.250	51.00
x 2-1/4	2.870	57.40
x 2-1/2	3.190	63.80
x 2-3/4	3.510	70.20
x 3	3.830	76.60
x 3-1/2	4.460	89.20
x 4	5.100	102.00
x 4-1/2	5.740	114.80
x 5	6.380	127.60
x 6	7.650	153.00
x 7	8.920	178.40
x 8	10.200	204.00

# Hot Rolled Flats

---

Diameter Size in Inches	Weight in Pounds	
	Per Foot	20' Bar
<b>3/8 x 9</b>	11.480	229.60
x 10	12.750	255.00
x 12	15.300	306.00
<b>1/2 x 3/4</b>	1.280	25.60
x 1	1.700	34.00
x 1-1/4	2.130	42.60
x 1-1/2	2.550	51.00
x 1-3/4	2.980	59.00
x 2	3.400	68.00
x 2-1/4	3.830	76.60
x 2-1/2	4.250	85.00
x 2-3/4	4.680	93.60
x 3	5.100	102.00
x 3-1/2	5.960	119.20
x 4	6.810	136.20
x 4-1/2	7.660	153.20
x 5	8.510	170.20
x 5-1/2	9.360	187.20
x 6	10.210	204.20
x 7	11.910	238.20
x 8	13.610	272.20
x 9	15.310	306.20
x 10	17.020	340.40
x 12	20.420	408.40
<b>5/8 x 1</b>	2.130	42.60
x 1-1/4	2.660	53.20
x 1-1/2	3.190	63.80
x 1-3/4	3.720	74.40
x 2	4.250	85.00
x 2-1/2	5.320	106.40
x 3	6.380	127.60



# Hot Rolled Flats

---

Diameter Size in Inches	Weight in Pounds	
	Per Foot	20' Bar
<b>5/8 x 3-1/2</b>	7.440	148.80
x 4	8.510	170.20
x 4-1/2	9.570	191.40
x 5	10.640	212.80
x 6	12.760	255.20
x 7	14.890	297.80
x 8	17.020	340.40
x 10	21.270	425.40
x 12	25.520	510.40
<b>3/4 x 1</b>	2.550	51.00
x 1-1/4	3.190	63.80
x 1-1/2	3.830	76.60
x 1-3/4	4.470	89.40
x 2	5.100	102.00
x 2-1/4	5.740	114.80
x 2-1/2	6.380	127.60
x 3	7.660	153.20
x 3-1/2	8.930	178.60
x 4	10.210	204.20
x 5	12.760	255.20
x 6	15.310	306.20
x 7	17.870	357.40
x 8	20.420	408.40
x 9	22.970	459.40
x 10	25.520	510.40
x 12	30.630	612.60
<b>1 x 1-1/4</b>	4.250	85.00
x 1-1/2	5.100	102.00
x 1-3/4	5.950	119.00
x 2	6.800	136.00
x 2-1/2	8.500	170.00

# Hot Rolled Flats

---

<u>Diameter</u> <u>Size in Inches</u>	<u>Weight in Pounds</u>	
	<u>Per Foot</u>	<u>20' Bar</u>
1 x 3	10.200	204.00
x 3-1/2	11.900	238.00
x 4	13.600	272.00
x 4-1/2	15.300	306.00
x 5	17.000	340.00
x 6	20.400	408.00
x 7	23.800	476.00
x 8	27.200	544.00
x 9	30.630	612.60
x 10	34.030	680.60
x 12	40.840	816.80
1-1/4 x 1-1/2	6.380	127.60
x 2	8.500	170.00
x 2-1/2	10.630	212.60
x 3	12.750	255.00
x 3-1/2	14.880	297.60
x 4	17.000	340.00
x 4-1/2	19.130	382.60
x 5	21.250	425.00
x 5-1/2	23.380	467.60
x 6	25.500	510.00
x 7	29.750	595.00
x 8	34.000	680.00
1-1/2 x 2	10.200	204.00
x 2-1/2	12.750	255.00
x 3	15.300	306.00
x 4	20.400	408.00
x 5	25.500	510.00
x 6	30.600	612.00
x 7	35.700	714.00
x 8	40.800	816.00

# Hot Rolled Flats

---

Diameter Size in Inches	Weight in Pounds	
	Per Foot	20' Bar
1-3/4 x 2	11.900	238.00
x 2-1/2	14.880	297.60
x 3	17.850	357.00
x 3-1/2	20.830	416.60
x 4	23.800	476.00
x 5	29.750	595.00
x 6	35.700	714.00
x 8	47.600	952.00
2 x 2-1/2	17.000	340.00
x 3	20.400	408.00
x 3-1/2	23.800	476.00
x 4	27.200	544.00
x 5	34.000	680.00
x 6	40.800	816.00
x 8	54.400	1088.00
2-1/2 x 3	25.500	510.00
x 3-1/2	29.750	595.00
x 4	34.000	680.00
x 5	42.500	850.00
x 6	51.000	1020.00
3 x 4	40.800	816.00
x 5	51.000	1020.00
x 6	61.200	1224.00

# Cold Finished Rounds

## C1018

Diameter

Size in Inches

3/16

1/4

5/16

3/8

7/16

1/2

9/16

5/8

11/16

3/4

13/16

7/8

15/16

1

1-1/16

1-1/8

1-3/16

1-1/4

1-5/16

1-3/8

1-7/16

1-1/2

1-9/16

1-5/8

1-11/16

1-3/4

1-13/16

1-7/8

1-15/16

2

2-1/16

2-1/8

## C1045

Per Foot

.094

.167

.261

.376

.511

.668

.845

1.040

1.260

1.502

1.763

2.045

2.347

2.670

3.015

3.380

3.766

4.172

4.600

5.049

5.518

6.008

6.519

7.051

7.604

8.178

8.773

9.388

10.024

10.680

11.360

12.060

## C12L14/5

Weight in Pounds

12' Bar

1.13

2.00

3.13

4.51

6.13

22' Bar

14.70

18.59

22.88

27.72

33.04

38.79

44.99

51.63

58.74

66.33

74.36

82.85

91.78

101.20

111.08

121.40

132.18

143.42

155.12

167.29

179.92

193.01

206.54

220.53

234.96

249.92

265.32

# Cold Finished Rounds

<u>C1018</u>	<u>C1045</u>	<u>C12L14/5</u>
Diameter		
<u>Size in Inches</u>	<u>Per Foot</u>	<u>Weight in Pounds</u>
2-3/16	12.78	22' Bar 281.16
2-1/4	13.52	297.44
2-5/16	14.28	314.16
2-3/8	15.06	331.32
2-7/16	15.87	349.14
2-1/2	16.69	367.18
2-9/16	17.53	385.66
2-5/8	18.40	404.80
2-11/16	19.29	424.38
2-3/4	20.19	444.18
2-13/16	21.12	464.64
2-7/8	22.07	485.54
2-15/16	23.04	506.88
3	24.03	528.66
3-1/8	26.08	573.76
3-1/4	28.21	620.62
3-3/8	30.42	669.24
3-1/2	32.71	719.62
3-5/8	35.09	771.98
3-3/4	37.55	826.10
3-7/8	40.10	882.20
4	42.73	940.06
4-1/8	45.44	999.68
4-1/4	48.23	1061.06
4-3/8	51.11	1124.42
4-1/2	54.08	1189.76
4-5/8	57.12	1256.64
4-3/4	60.25	1325.50
4-7/8	63.46	1396.12

# Cold Finished Rounds

<u>C1018</u>	<u>C1045</u>	<u>C12L14/5</u>
Diameter		
<u>Size in Inches</u>	<u>Per Foot</u>	<u>Weight in Pounds</u>
		<u>22' Bar</u>
5	66.76	1468.72
5-1/4	73.60	1619.20
5-1/2	80.78	1777.16
5-3/4	88.29	1942.38
6	96.13	2114.86
6-1/4	104.31	2294.82
6-1/2	112.82	2482.04
6-3/4	121.67	2676.74
7	130.85	2878.70
7-1/4	140.36	3087.92
7-1/2	150.21	3304.62
8	170.90	3759.80
8-1/2	192.93	4244.46
9	216.30	4758.60
10	267.00	5874.00
12	384.53	8459.66

# Cold Finished Squares

---

<u>Size in Inches</u>	<u>Weight in Pounds</u>	
	<u>Per Foot</u>	<u>12' Bar</u>
3/16	.120	1.44
1/4	.213	2.56
5/16	.332	3.98
3/8	.478	5.74
7/16	.651	7.81
1/2	.850	10.20
9/16	1.080	12.96
5/8	1.330	15.96
11/16	1.610	19.32
3/4	1.910	22.92
13/16	2.240	26.88
7/8	2.605	31.26
15/16	2.990	35.88
1	3.402	40.82
1-1/16	3.841	46.09
1-1/8	4.306	51.67
1-3/16	4.798	57.58
1-1/4	5.316	63.79
1-5/16	5.861	70.33
1-3/8	6.432	77.18
1-7/16	7.030	84.36
1-1/2	7.655	91.86
1-9/16	8.306	99.67
1-5/8	8.984	107.81
1-3/4	10.421	125.03
1-7/8	11.950	143.40
2	13.600	163.20
2-1/8	15.350	184.20
2-1/4	17.220	206.64
2-3/8	19.180	230.16
2-1/2	21.260	255.12
2-5/8	23.430	281.16
2-3/4	25.730	308.76
2-7/8	28.100	337.20

# Cold Finished Squares

<u>Size in Inches</u>	<u>Per Foot</u>	<u>Weight in Pounds</u>
3	30.60	12' Bar 367.20
3-1/4	35.91	430.92
3-1/2	41.65	499.80
3-3/4	47.81	573.72
4	54.40	625.80
4-1/2	68.85	826.20
5	85.00	1020.00
5-1/2	102.85	1234.20
6	122.40	1468.80

**Call us for full lengths  
or  
consider ordering cut to size.**



# Cold Finished Hexagons

<u>Size in Inches</u>	<u>Per Foot</u>	<u>Weight in Pounds</u>
		<u>12' Bar</u>
1/8	.046	.55
3/16	.104	1.25
1/4	.184	2.21
5/16	.288	3.46
3/8	.414	4.97
7/16	.564	6.77
1/2	.736	8.83
9/16	.932	11.18
5/8	1.150	13.80
11/16	1.393	16.72
3/4	1.657	19.88
13/16	1.944	23.33
7/8	2.254	27.05
15/16	2.588	31.06
1	2.945	35.34
1-1/16	3.324	39.89
1-1/8	3.727	44.72
1-3/16	4.152	49.82
1-1/4	4.601	55.21
1-5/16	5.072	60.86
1-3/8	5.567	66.80
1-7/16	6.085	73.02
1-1/2	6.625	79.50
1-9/16	7.189	86.27
1-5/8	7.775	93.30
1-11/16	8.385	100.60
1-3/4	9.018	108.20
1-13/16	9.673	116.10
1-7/8	10.350	124.20
1-15/16	11.050	132.60

# Cold Finished Hexagon

<u>Size in Inches</u>	<u>Per Foot</u>	<u>Weight in Pounds</u> <u>12' Bar</u>
2	11.780	141.40
2-1/8	13.300	159.60
2-1/4	14.910	178.90
2-3/8	16.610	199.32
2-1/2	18.400	220.80
2-5/8	20.290	243.48
2-3/4	22.270	267.24
2-7/8	24.340	292.08
3	26.500	318.00
3-1/4	31.100	378.20
3-1/2	36.070	432.84
3-3/4	41.400	496.80
4	47.110	565.32

# Cold Finished Flats

---

<u>Size in Inches</u>	<u>Weight in Pounds</u>	
	<u>Per Foot</u>	<u>12' Bar</u>
<b>1/8</b> x 1/2	.213	2.56
x 5/8	.266	3.19
x 3/4	.319	3.83
x 7/8	.372	4.46
x 1	.425	5.10
x 1-1/4	.531	6.37
x 1-3/8	.584	7.01
x 1-1/2	.638	7.66
x 1-3/4	.744	8.93
x 2	.850	10.20
x 2-1/4	.956	11.47
x 2-1/2	1.060	12.76
x 2-3/4	1.170	14.03
x 3	1.280	15.36
x 3-1/2	1.490	17.88
x 4	1.700	20.40
x 4-1/2	1.910	22.92
x 5	2.130	25.56
x 6	2.550	30.60
<b>3/16</b> x 3/8	.239	2.87
x 1/2	.319	3.83
x 5/8	.398	4.78
x 3/4	.478	5.74
x 7/8	.558	6.70
x 1	.638	7.66
x 1-1/4	.797	9.56
x 1-3/8	.877	10.52
x 1-1/2	.956	11.47
x 1-3/4	1.120	13.44
x 2	1.280	15.36
x 2-1/4	1.430	17.16
x 2-1/2	1.590	19.08
x 2-3/4	1.750	21.00

# Cold Finished Flats

---

<u>Size in Inches</u>	<u>Weight in Pounds</u>	
	<u>Per Foot</u>	<u>12' Bar</u>
<b>3/16 x 3</b>	1.910	22.92
x 3-1/4	2.070	24.84
x 3-1/2	2.230	26.76
x 3-3/4	2.390	28.68
x 4	2.550	30.60
x 4-1/2	2.870	34.42
x 5	3.190	38.28
x 6	3.830	45.96
x 8	5.100	61.20
x 10	6.380	76.56
<b>1/4 x 3/8</b>	.319	3.83
x 1/2	.425	5.10
x 5/8	.531	6.37
x 3/4	.638	7.66
x 1	.850	10.20
x 1-1/4	1.063	12.76
x 1-1/2	1.275	15.30
x 1-3/4	1.488	17.86
x 2	1.700	20.40
x 2-1/4	1.913	22.96
x 2-1/2	2.125	25.50
x 2-3/4	2.338	28.06
x 3	2.550	30.60
x 3-1/2	2.975	35.70
x 4	3.400	40.80
x 4-1/2	3.825	45.90
x 5	4.250	51.00
x 6	5.100	61.20
x 7	5.950	71.40
x 8	6.800	81.60
x 9	7.650	91.80
x 10	8.500	102.00
x 12	10.200	122.40

# Cold Finished Flats

---

<u>Size in Inches</u>	<u>Weight in Pounds</u>	
	<u>Per Foot</u>	<u>12' Bar</u>
5/16 x 1/2	.425	6.37
x 5/8	.664	7.97
x 3/4	.797	9.56
x 1	1.063	12.76
x 1-1/4	1.328	15.94
x 1-1/2	1.594	19.13
x 1-3/4	1.859	22.31
x 2	2.125	25.50
x 2-1/4	2.391	28.69
x 2-1/2	2.656	31.87
x 2-3/4	2.922	35.06
x 3	3.188	38.26
x 3-1/4	3.453	41.45
x 3-1/2	3.719	44.63
x 4	4.250	51.00
x 4-1/2	4.781	57.37
x 5	5.313	63.76
x 6	6.375	76.50
x 8	8.500	102.00
x 10	10.625	127.50
x 12	12.750	153.00
3/8 x 1/2	.638	7.66
x 5/8	.797	9.56
x 3/4	.956	11.47
x 1	1.275	15.30
x 1-1/4	1.594	19.13
x 1-1/2	1.913	22.96
x 1-3/4	2.231	26.77
x 2	2.550	30.60
x 2-1/4	2.869	34.43
x 2-1/2	3.188	38.26
x 2-3/4	3.506	42.07
x 3	3.825	45.90

# Cold Finished Flats

---

<u>Size in Inches</u>	<u>Weight in Pounds</u>	
	<u>Per Foot</u>	<u>12' Bar</u>
<b>3/8 x 3-1/4</b>	4.144	49.73
<b>x 3-1/2</b>	4.463	53.56
<b>x 4</b>	5.100	61.20
<b>x 4-1/2</b>	5.738	68.86
<b>x 5</b>	6.375	76.50
<b>x 5-1/2</b>	7.013	84.16
<b>x 6</b>	7.650	91.80
<b>x 7</b>	8.925	107.10
<b>x 8</b>	10.200	122.40
<b>x 9</b>	11.480	137.76
<b>x 10</b>	12.750	153.00
<b>x 12</b>	15.300	183.60
<b>1/2 x 5/8</b>	1.063	12.76
<b>x 3/4</b>	1.275	15.30
<b>x 1</b>	1.700	20.40
<b>x 1-1/4</b>	2.130	25.50
<b>x 1-1/2</b>	2.550	30.60
<b>x 1-3/4</b>	2.980	35.70
<b>x 2</b>	3.400	40.80
<b>x 2-1/4</b>	3.830	45.90
<b>x 2-1/2</b>	4.250	51.00
<b>x 2-3/4</b>	4.680	56.10
<b>x 3</b>	5.100	61.20
<b>x 3-1/2</b>	5.950	71.40
<b>x 4</b>	6.800	81.60
<b>x 4-1/2</b>	7.650	91.80
<b>x 5</b>	8.500	102.00
<b>x 6</b>	10.200	122.40
<b>x 7</b>	11.900	142.80
<b>x 8</b>	13.600	163.20
<b>x 9</b>	15.300	183.60
<b>x 10</b>	17.000	204.00
<b>x 12</b>	20.400	244.80

# Cold Finished Flats

---

<u>Size in Inches</u>	<u>Weight in Pounds</u>	
	<u>Per Foot</u>	<u>12' Bar</u>
<b>5/8 x 3/4</b>	1.59	19.13
x 1	2.13	25.50
x 1-1/4	2.66	31.87
x 1-1/2	3.19	38.20
x 1-3/4	3.72	44.63
x 2	4.25	51.00
x 2-1/4	4.78	57.37
x 2-1/2	5.31	63.76
x 2-3/4	5.84	70.13
x 3	6.38	76.50
x 3-1/2	7.44	89.26
x 4	8.50	102.00
x 4-1/2	9.56	114.76
x 5	10.63	127.50
x 5-1/2	11.69	140.26
x 6	12.75	153.00
x 7	14.88	178.50
x 8	17.00	204.00
x 9	19.13	229.56
x 10	21.25	255.00
x 12	25.50	306.00
<b>3/4 x 1</b>	2.55	30.60
x 1-1/4	3.19	38.26
x 1-1/2	3.83	45.90
x 1-3/4	4.46	53.56
x 2	5.10	61.20
x 2-1/4	5.74	68.86
x 2-1/2	6.38	76.50
x 2-3/4	7.01	84.16
x 3	7.65	91.80
x 3-1/4	8.29	99.46
x 3-1/2	8.93	107.10
x 3-3/4	9.56	114.72

# Cold Finished Flats

---

<u>Size in Inches</u>	<u>Weight in Pounds</u>	
	<u>Per Foot</u>	<u>12' Bar</u>
<b>3/4 x 4</b>	10.20	122.40
x 4-1/2	11.48	137.70
x 5	12.75	153.00
x 5-1/2	14.03	168.30
x 6	15.30	183.60
x 7	17.85	214.20
x 8	20.40	244.80
x 9	22.95	275.40
x 10	25.50	306.00
x 12	30.60	367.20
<b>7/8 x 1</b>	2.98	35.70
x 1-1/4	3.72	44.63
x 1-1/2	4.46	53.56
x 1-3/4	5.21	62.47
x 2	5.95	71.40
x 2-1/4	6.69	80.33
x 2-1/2	7.44	89.26
x 2-3/4	8.18	98.17
x 3	8.93	107.10
x 3-1/2	10.41	124.96
x 4	11.90	142.80
x 4-1/2	13.39	160.66
x 5	14.88	178.50
x 6	17.85	214.20
x 8	23.80	285.10
x 10	29.75	357.00
x 12	35.70	428.40
<b>1 x 1-1/4</b>	4.25	51.00
x 1-1/2	5.10	61.20
x 1-3/4	5.95	71.40
x 2	6.80	81.60
x 2-1/4	7.65	91.80



# Cold Finished Flats

<u>Size in Inches</u>	<u>Weight in Pounds</u>	
	<u>Per Foot</u>	<u>12' Bar</u>
1 x 2-1/2	8.50	102.00
x 2-3/4	9.35	112.20
x 3	10.20	122.40
x 3-1/2	11.90	142.80
x 4	13.60	163.20
x 4-1/2	15.30	183.60
x 5	17.00	204.00
x 6	20.40	244.80
x 7	23.80	285.60
x 8	27.20	326.40
x 9	30.60	367.20
x 10	34.00	408.00
x 12	40.80	489.60
1-1/4 x 1-1/2	6.38	76.50
x 1-3/4	7.44	89.26
x 2	8.50	102.00
x 2-1/4	9.56	114.76
x 2-1/2	10.63	127.50
x 2-3/4	11.69	140.26
x 3	12.75	153.00
x 3-1/2	14.88	178.50
x 4	17.00	204.00
x 4-1/2	19.13	229.56
x 5	21.25	255.00
x 6	25.50	306.00
x 8	34.00	408.00
x 10	42.50	510.00
x 12	51.00	612.00
1-1/2 x 1-3/4	8.93	107.10
x 2	10.20	122.40
x 2-1/4	11.48	137.70
x 2-1/2	12.75	153.00

# Cold Finished Flats


---

<u>Size in Inches</u>	<u>Weight in Pounds</u>	
	<u>Per Foot</u>	<u>12' Bar</u>
<b>1-1/2 x 2-3/4</b>	14.03	168.30
<b>x 3</b>	15.30	183.60
<b>x 3-1/4</b>	16.58	198.96
<b>x 3-1/2</b>	17.85	214.20
<b>x 4</b>	20.40	244.80
<b>x 4-1/2</b>	22.95	275.40
<b>x 5</b>	25.50	306.00
<b>x 6</b>	30.60	367.20
<b>x 8</b>	40.80	489.60
<b>x 10</b>	51.00	612.00
<b>x 12</b>	61.20	734.40
<b>1-3/4 x 2</b>	11.90	142.80
<b>x 2-1/4</b>	13.39	106.66
<b>x 2-1/2</b>	14.88	178.50
<b>x 2-3/4</b>	16.36	196.36
<b>x 3</b>	17.85	214.20
<b>x 3-1/2</b>	20.83	249.90
<b>x 4</b>	23.80	285.60
<b>x 5</b>	29.75	357.00
<b>x 6</b>	35.70	428.40
<b>2 x 2-1/4</b>	15.30	183.60
<b>x 2-1/2</b>	17.00	204.00
<b>x 2-3/4</b>	18.70	224.40
<b>x 3</b>	20.40	244.80
<b>x 3-1/2</b>	23.80	285.60
<b>x 4</b>	27.20	326.40
<b>x 4-1/2</b>	30.60	367.20
<b>x 5</b>	34.00	408.00
<b>x 6</b>	40.80	489.60
<b>x 8</b>	54.40	652.80
<b>x 10</b>	68.00	816.00
<b>x 12</b>	81.60	979.20

# Cold Finished Flats

<u>Size in Inches</u>	<u>Weight in Pounds</u>	
	<u>Per Foot</u>	<u>12' Bar</u>
2-1/4 x 2-1/2	19.13	229.50
x 3	22.95	275.40
x 3-1/4	24.86	298.36
x 3-1/2	26.78	321.30
x 4	30.60	367.20
x 4-1/2	34.43	413.10
x 5	38.25	459.00
x 6	45.90	550.80
2-1/2 x 2-3/4	23.38	280.56
x 3	25.50	306.00
x 3-1/2	29.76	357.00
x 4	34.00	408.00
x 4-1/2	38.25	459.00
x 5	42.50	510.00
x 6	51.00	612.00
x 8	68.00	816.00
x 10	85.00	1020.00
3 x 3-1/2	35.70	428.40
x 4	40.80	489.60
x 5	51.00	612.00
x 6	61.20	734.40
x 8	81.60	979.20
x 10	102.00	1224.00
x 12	122.40	1468.80

**We Deliver Anywhere  
In Southwestern Ontario**



**This section contains**

**BAR SIZE ANGLES  
STRUCTURAL ANGLES**

# Bar Size Angles

<u>Size in Inches</u>		<u>Weight in Pounds</u>	
		<u>Per Foot</u>	<u>20' Bar</u>
1/2 x 1/2	x 1/8	.38	7.6
3/4 x 3/4	x 1/8	.59	11.8
1 x 1	x 1/8	.80	16.0
	x 3/16	1.16	23.2
	x 1/4	1.49	29.8
1-1/4 x 1-1/4	x 1/8	1.01	20.2
	x 3/16	1.48	29.6
	x 1/4	1.92	38.4
1-1/2 x 1-1/2	x 1/8	1.23	24.6
	x 3/16	1.80	36.0
	x 1/4	2.34	46.8
1-3/4 x 1-3/4	x 1/8	1.44	28.8
	x 3/16	2.12	42.4
	x 1/4	2.77	55.4
2 x 1-1/2	x 1/8	1.44	28.8
	x 3/16	2.12	42.4
	x 1/4	2.77	55.4
2 x 2	x 1/8	1.65	33.0
	x 3/16	2.44	48.8
	x 1/4	3.19	63.8
	x 5/16	3.92	78.4
	x 3/8	4.70	94.0
2-1/2 x 2-1/2	x 3/16	2.44	48.8
	x 1/4	3.19	63.8
	x 3/16	2.75	55.0
2-1/2 x 2	x 1/4	3.62	72.4
	x 5/16	4.50	90.0
	x 3/8	5.30	106.0
	x 3/16	3.07	61.4
	x 1/4	4.10	82.0
2-1/2 x 2-1/2	x 5/16	5.00	100.0
	x 3/8	5.90	118.0
	x 1/2	7.70	154.0

# Structural Angles

---

<u>Size in Inches</u>		<u>Weight in Pounds</u>		
		<u>Per Foot</u>	<u>20' Bar</u>	<u>40' Bar</u>
<b>3 x 2</b>	x <b>3/16</b>	3.07	61.4	122.8
	x <b>1/4</b>	4.10	82.0	164.0
	x <b>5/16</b>	5.00	100.0	200.0
	x <b>3/8</b>	5.90	118.0	236.0
	x <b>1/2</b>	7.70	154.0	308.0
<b>3 x 2-1/2</b>	x <b>1/4</b>	4.50	90.0	180.0
	x <b>5/16</b>	5.60	112.0	224.0
	x <b>3/8</b>	6.60	132.0	264.0
<b>3 x 3</b>	x <b>1/2</b>	8.50	170.0	340.0
	x <b>3/16</b>	3.71	74.2	148.4
	x <b>1/4</b>	4.90	98.0	196.0
	x <b>5/16</b>	6.10	122.0	244.0
	x <b>3/8</b>	7.20	144.0	288.0
<b>3-1/2 x 2-1/2</b>	x <b>1/2</b>	9.40	188.0	376.0
	x <b>1/4</b>	4.90	98.0	196.0
	x <b>5/16</b>	6.10	122.0	244.0
	x <b>3/8</b>	7.20	144.0	288.0
<b>3-1/2 x 3</b>	x <b>1/2</b>	9.40	188.0	376.0
	x <b>1/4</b>	5.40	108.0	216.0
	x <b>5/16</b>	6.60	132.0	264.0
	x <b>3/8</b>	7.90	158.0	316.0
<b>3-1/2 x 3-1/2</b>	x <b>1/2</b>	10.20	204.0	408.0
	x <b>1/4</b>	5.80	116.0	232.0
	x <b>5/16</b>	7.20	144.0	288.0
	x <b>3/8</b>	8.50	170.0	340.0
	x <b>1/2</b>	11.10	222.0	444.0
<b>4 x 3</b>	x <b>1/4</b>	5.80	116.0	232.0
	x <b>5/16</b>	7.20	144.0	288.0
	x <b>3/8</b>	8.50	170.0	340.0
	x <b>1/2</b>	11.10	222.0	444.0
<b>4 x 3-1/2</b>	x <b>1/4</b>	6.20	124.0	248.0
	x <b>5/16</b>	7.70	154.0	308.0
	x <b>3/8</b>	9.10	182.0	364.0
	x <b>1/2</b>	11.90	238.0	476.0

# Structural Angles


<u>Size in Inches</u>		<u>Weight in Pounds</u>		
		<u>Per Foot</u>	<u>20' Bar</u>	<u>40' Bar</u>
<b>4 x 4</b>	x 1/4	6.6	132	264
	x 5/16	8.2	164	328
	x 3/8	9.8	196	392
	x 1/2	12.8	256	512
	x 5/8	15.7	314	628
	x 3/4	18.5	370	740
<b>5 x 3</b>	x 1/4	6.6	132	264
	x 5/16	8.2	164	328
	x 3/8	9.8	196	392
	x 1/2	12.8	256	512
<b>5 x 3-1/2</b>	x 1/4	7.0	140	280
	x 5/16	8.7	174	348
	x 3/8	10.4	208	416
	x 1/2	13.6	272	544
	x 5/8	16.8	336	672
	x 3/4	19.8	396	792
	x 1/4	8.3	166	332
	x 5/16	10.3	206	412
<b>5 x 5</b>	x 3/8	12.3	246	492
	x 1/2	16.2	324	648
	x 5/8	20.0	400	800
	x 3/4	23.6	472	944
	x 5/16	9.8	196	392
	x 3/8	11.7	234	468
<b>6 x 3-1/2</b>	x 1/2	15.3	306	612
	x 5/16	10.3	206	412
	x 3/8	12.3	246	492
	x 1/2	16.2	324	648
<b>6 x 4</b>	x 5/8	20.0	400	800
	x 3/4	23.6	472	944
	x 5/16	12.5	250	500
	x 3/8	14.9	298	596
<b>6 x 6</b>	x 1/2	19.6	392	784

# Structural Angles

---

<u>Size in Inches</u>		<u>Weight in Pounds</u>		
		<u>Per Foot</u>	<u>20' Bar</u>	<u>40' Bar</u>
<b>6 x 6</b>	x <b>5/8</b>	24.2	484	968
	x <b>3/4</b>	28.7	574	1148
	x <b>7/8</b>	33.1	662	1324
	x <b>1</b>	37.4	748	1496
<b>7 x 4</b>	x <b>3/8</b>	13.6	272	544
	x <b>1/2</b>	17.9	358	716
	x <b>5/8</b>	22.1	442	884
	x <b>3/4</b>	26.2	524	1048
<b>8 x 4</b>	x <b>1/2</b>	19.6	392	784
	x <b>5/8</b>	24.2	484	968
	x <b>3/4</b>	28.7	574	1148
<b>8 x 6</b>	x <b>1/2</b>	23.0	460	920
	x <b>5/8</b>	28.5	570	1140
	x <b>3/4</b>	33.8	676	1352
	x <b>1</b>	44.2	884	1768
<b>8 x 8</b>	x <b>1/2</b>	26.4	528	1056
	x <b>5/8</b>	32.7	654	1308
	x <b>3/4</b>	38.9	778	1556
	x <b>7/8</b>	45.0	900	1800
	x <b>1</b>	51.0	1020	2040





**This section contains**

**CHANNELS**

# Bar Size Channel

<u>Size in Inches</u>	<u>Weight in Pounds</u>	
	<u>Per Foot</u>	<u>20' Bar</u>
3/4 x 3/8 x 1/8	.56	11.2
1 x 3/8 x 1/8	.68	13.6
x 1/2 x 1/8	.83	16.6
1-1/4 x 1/2 x 1/8	1.00	20.0
1-1/2 x 1/2 x 1/8	1.04	20.8
2 x 1/2 x 1/8	1.33	26.6
2 x 1 x 3/16	2.57	51.4

# Junior (Stringer) Channel

<u>Size in Inches</u>	<u>Weight Per Foot</u>	<u>Flange Width</u>	<u>Web Thickness</u>	<u>Weight 20' Bar</u>
10	6.5	1.13	0.15	130
10	8.4	1.50	0.17	168
12	10.6	1.50	0.19	212

# Structural Channels

<u>Nominal Size in Inches</u>	<u>Weight Pounds</u>	<u>Flange Width in Inches</u>	<u>Web Thickness in Inches</u>	<u>Canadian Metric</u>
3	4.10	1.410	0.170	C75x6
3	5.00	1.498	0.258	C75x7
3	6.00	1.596	0.356	C75x9
4	5.40	1.580	0.180	C100x6
4	6.25	1.647	0.247	
4	7.25	1.720	0.320	C100x11
5	6.70	1.750	0.190	C130x10
5	9.00	1.885	0.325	C130x13
5	11.50	2.032	0.472	
6	8.20	1.920	0.200	C150x12
6	10.50	2.034	0.314	C150x16
6	13.00	2.157	0.437	C150x19
7	9.80	2.090	0.210	C180x15
7	12.25	2.194	0.314	C180x18
7	14.75	2.299	0.419	C180x22
8	8.50	1.875	0.180	
8	11.50	2.260	0.220	C200x17
8	13.75	2.343	0.303	C200x21
8	18.75	2.527	0.487	C200x28
9	13.40	2.430	0.230	C230x20
9	15.00	2.485	0.285	C230x22
9	20.00	2.648	0.448	C230x30
10	15.30	2.600	0.240	C250x23
10	20.00	2.739	0.379	C250x30
10	25.00	2.886	0.526	C250x37
10	30.00	3.033	0.673	C250x45

## Structural Channels (continued)


<u>Nominal Size in Inches</u>	<u>Weight Pounds</u>	<u>Flange Width in Inches</u>	<u>Web Thickness in Inches</u>	<u>Canadian Metric</u>
12	20.7	2.940	0.280	C310x31
12	25.0	3.047	0.387	C310x37
12	30.0	3.170	0.510	C310x45
15	33.9	3.400	0.400	C380x50
15	40.0	3.520	0.520	C380x60
15	50.0	3.716	0.716	C380x74

# Miscellaneous Channels

<u>Nominal Size</u>	<u>Wt. in Pounds</u>	<u>Flange Width</u>	<u>Web Thickness</u>	<u>20' Bar</u>
3"	7.1	1.940	0.312	142
4"	13.8	2.500	0.500	276
6"	12.0	2.500	0.313	240
6"	15.1	2.940	0.313	302
6"	15.3	3.500	0.340	306
6"	16.3	3.000	0.375	326
6"	18.0	3.500	0.375	360
7"	17.6	3.000	0.375	352
7"	19.1	3.450	0.350	382
7"	22.7	3.600	0.500	454
8"	18.7	2.975	0.350	374
8"	20.0	3.020	0.400	400
8"	21.4	3.450	0.375	428
8"	22.8	3.500	0.425	456
9"	23.9	3.450	0.400	478
9"	25.4	3.500	0.450	408
10"	21.9	3.450	0.325	438
10"	24.9	3.400	0.375	498
10"	25.3	3.550	0.425	506
10"	28.3	3.500	0.475	566
10"	28.5	3.950	0.425	570
10"	33.6	4.100	0.575	672

# Miscellaneous Channels

<u>Nominal Size</u>	<u>Wt. in Pounds</u>	<u>Flange Width</u>	<u>Web Thickness</u>	<u>20' Bar</u>
12"	30.9	3.450	0.450	618
12"	32.9	3.500	0.500	658
12"	35.0	3.770	0.467	700
12"	37.0	3.600	0.600	740
12"	37.0	3.600	0.600	740
12"	40.0	3.890	0.590	800
12"	45.0	4.012	0.712	900
12"	50.0	4.135	0.835	1000
13"	31.8	4.000	0.375	636
13"	35.0	4.072	0.447	700
13"	40.0	4.185	0.560	800
13"	50.0	4.412	0.787	1000
15"	50.0	4.000	0.625	1000
15"	53.2	4.063	0.688	1064
15"	56.4	4.126	0.751	1128
15"	59.6	4.188	0.813	1192
15"	62.8	4.251	0.876	1256
15"	65.9	4.312	0.937	1318
15"	69.1	4.375	1.000	1382
15"	75.0	4.491	1.116	1500
18"	42.7	3.950	0.450	854
18"	45.8	4.000	0.500	916
18"	51.9	4.100	0.600	1038
18"	58.0	4.200	0.700	1160



**This section contains**

**“I” BEAMS**

**WIDE FLANGE BEAMS**

# Standard "I" Beams

<u>Nominal Size in Inches</u>	<u>Weight Pounds</u>	<u>Flange Width in Inches</u>	<u>Web Thickness in Inches</u>	<u>Canadian Metric</u>
3"	5.70	2.330	0.170	S75x8
3"	7.50	2.509	0.349	S75x11
4"	7.70	2.660	0.190	S100x11
4	9.50	2.796	0.326	S100x14.1
5"	10.00	3.000	0.210	S130x15
5"	14.75	3.284	0.494	S130x22
6"	12.50	3.330	0.230	S150x19
6"	17.25	3.565	0.465	S150x26
7"	15.30	3.660	0.250	S180x22.8
7"	20.00	3.860	0.450	S180x30
8"	18.40	4.000	0.270	S200x27
8"	23.00	4.171	0.441	S200x34
10"	25.40	4.660	0.310	S250x38
10"	35.00	4.944	0.594	S250x52
12"	31.80	5.000	0.350	S310x47
12"	35.00	5.078	0.428	S310x52
12"	40.80	5.250	0.460	S310x60.7
12"	50.00	5.477	0.687	S310x74
15"	42.90	5.500	0.410	S380x64
15"	50.00	5.640	0.550	S380x74
18"	54.70	6.000	0.460	S460x81.4
18"	70.00	6.251	0.711	S460x104
20"	65.40	6.250	0.500	S510x97.3
20"	75.00	6.391	0.641	S510x112
20"	85.00	7.053	0.653	S510x127
20"	95.00	7.200	0.800	S510x141
24"	79.90	7.000	0.500	S610x118.9
24"	90.00	7.124	0.624	S610x134
24"	100.00	7.247	0.747	S610x149
24"	105.90	7.875	0.625	S610x157.6
24"	120.00	8.048	0.798	S610x179



# Wide Flange Beams


<u>Imperial Size &amp; Weight/Ft.</u>	<u>Depth in Inches</u>	<u>Flange Width in Inches</u>	<u>Web Thickness in Inches</u>	<u>Canadian Metric</u>
W4x13	4.00	3.930	0.250	W100x19
W5x16*	5.00	5.000	0.240	W130x24
W5x19*	5.15	5.030	0.270	W130x28
W6x9*	5.90	3.940	0.170	W150x14
W6x12*	6.00	4.000	0.230	W150x18
W6x16*	6.25	4.030	0.260	W150x24
W6x15	5.99	5.990	0.230	W150x22
W6x20	6.20	6.018	0.258	W150x30
W6x25	6.37	6.080	0.320	W150x37
W8x13*	8.00	4.000	0.230	W200x19
W8x15*	8.12	4.015	0.245	W200x22
W8x14*	8.00	5.210	0.250	W200x21
W8x18	8.14	5.250	0.230	W200x27
W8x21	8.28	5.270	0.250	W200x31
W8x24	7.93	6.500	0.245	W200x36
W8x28	8.06	6.540	0.285	W200x42
W8x31	8.00	8.000	0.288	W200x46
W8x35	8.12	8.027	0.315	W200x52
W8x40	8.25	8.077	0.365	W200x59
W8x48	8.50	8.177	0.405	W200x71
W8x58	8.75	8.222	0.510	W200x86
W8x67	9.00	8.287	0.575	W200x100
W10x15*	10.00	4.000	0.230	W250x22
W10x16	9.950	5.710	0.250	W250x24
W10x17*	10.12	4.010	0.240	W250x25
W10x19*	10.250	4.020	0.250	W250x28
W10x22	10.170	5.750	0.240	W250x33
W10x26	10.330	5.770	0.260	W250x39
W10x30	10.470	5.810	0.300	W250x45
W10x33	9.750	7.964	0.292	W250x49
W10x39	9.940	7.990	0.318	W250x58
W10x45	10.120	8.022	0.350	W250x67
W10x49	10.000	10.000	0.340	W250x73
W10x54	10.120	10.028	0.368	W250x80
W10x57	10.012	10.224	0.564	W250x85
W10x60	10.250	10.075	0.415	W250x89

\* Not produced in Canada

# Wide Flange Beams (continued)

<u>Imperial Size &amp; Weight/Ft.</u>	<u>Depth in Inches</u>	<u>Flange Width in Inches</u>	<u>Web Thickness in Inches</u>	<u>Canadian Metric</u>
<b>W10x68</b>	10.400	10.130	0.470	<b>W250x101</b>
<b>W10x77</b>	10.600	10.190	0.530	<b>W250x115</b>
<b>W10x88</b>	10.840	10.260	0.605	<b>W250x131</b>
<b>W10x100</b>	11.120	10.345	0.685	<b>W250x149</b>
<b>W10x112</b>	11.380	10.415	0.755	<b>W250x167</b>
<b>W12x16*</b>	11.990	3.990	0.220	<b>W310x24</b>
<b>W12x19*</b>	12.160	4.010	0.240	<b>W310x28</b>
<b>W12x22</b>	12.310	4.030	0.260	<b>W310x33</b>
<b>W12x21</b>	12.040	6.450	0.290	<b>W310x31</b>
<b>W12x26</b>	12.220	6.490	0.230	<b>W310x39</b>
<b>W12x30</b>	12.340	6.520	0.260	<b>W310x45</b>
<b>W12x35</b>	12.500	6.560	0.300	<b>W310x52</b>
<b>W12x40</b>	11.94	8.00	0.294	<b>W310x60</b>
<b>W12x45</b>	12.06	8.042	0.336	<b>W310x67</b>
<b>W12x50</b>	12.19	8.077	0.371	<b>W310x74</b>
<b>W12x53</b>	12.06	10.000	0.345	<b>W310x79</b>
<b>W12x58</b>	12.19	10.014	0.359	<b>W310x86</b>
<b>W12x65</b>	12.12	12.000	0.390	<b>W310x97</b>
<b>W12x72</b>	12.25	12.040	0.430	<b>W310x107</b>
<b>W12x79</b>	12.38	12.080	0.470	<b>W310x118</b>
<b>W12x87</b>	12.53	12.120	0.515	<b>W310x129</b>
<b>W12x96</b>	12.71	12.160	0.550	<b>W310x143</b>
<b>W12x106</b>	12.88	12.230	0.620	<b>W310x158</b>
<b>W12x120</b>	13.12	12.320	0.710	<b>W310x179</b>

\* Not produced in Canada



**This section contains**

**HOT ROLLED SHEETS  
COLD ROLLED SHEETS  
GALVANIZED**

# Hot Rolled Sheets

---

## Commercial Quality - Mill Edge

<u>Gauge</u>	<u>Decimal</u>	<u>Weight per Sq. Ft.</u>	<u>Sheet Size</u>	<u>Weight per Sheet</u>
10	0.1345	5.625	48" x 96"	180
			48" x 120"	225
			48" x 144"	270
			60" x 120"	281
			60" x 144"	337
11	0.1196	5.000	48" x 96"	160
			48" x 120"	200
			48" x 144"	240
			60" x 120"	250
			60" x 144"	300
12	0.1046	4.375	48" x 96"	140
			48" x 120"	175
			48" x 144"	210
			60" x 120"	218
			60" x 144"	262
14	0.0747	3.125	48" x 96"	100
			48" x 120"	125
			48" x 144"	150
			60" x 120"	156
			60" x 144"	187
16	0.0598	2.500	48" x 96"	80
			48" x 120"	100
			48" x 144"	120

# Cold Rolled Sheets

---

ASTM A-366

Commercial Quality - Oiled

<u>Gauge</u>	<u>Decimal</u>	<u>Weight per Sq. Ft.</u>	<u>Sheet Size</u>	<u>Weight per Sheet</u>
10	0.1345	5.625	48" x 96"	180.00
			48" x 120"	225.00
11	0.1196	5.000	48" x 96"	160.00
			48" x 120"	200.00
12	0.1046	4.375	48" x 96"	140.00
			48" x 120"	175.00
14	0.0747	3.125	36" x 96"	75.00
			36" x 120"	93.80
			48" x 96"	100.00
			48" x 120"	125.00
16	0.0598	2.500	36" x 96"	60.00
			36" x 120"	75.00
			48" x 96"	80.00
			48" x 120"	100.00
18	0.0478	2.000	36" x 96"	48.00
			36" x 120"	60.00
			48" x 96"	64.00
			48" x 120"	80.00
20	0.0359	1.500	36" x 96"	36.00
			36" x 120"	45.00
			48" x 96"	48.00
			48" x 120"	60.00

# Cold Rolled Sheets

---

<u>Gauge</u>	<u>Decimal</u>	<u>Weight per Sq. Ft.</u>	<u>Sheet Size</u>	<u>Weight per Sheet</u>
22	0.0299	1.250	36" x 96"	30.00
			36" x 120"	37.50
			48" x 96"	40.00
			48" x 120"	50.00
24	0.0239	1.000	36" x 96"	24.00
			36" x 120"	30.00
			48" x 96"	32.00
			48" x 120"	40.00
26	0.0179	0.780	36" x 96"	18.00
			36" x 120"	22.50
			48" x 96"	24.00
			48" x 120"	30.00
28	0.0149	0.625	36" x 96"	15.00
			36" x 120"	18.75

# Galvanized Steel Sheets


## G-90

<u>Gauge</u>	<u>Decimal</u>	<u>Weight per Sq. Ft.</u>	<u>Sheet Size</u>	<u>Weight per Sheet</u>
10	0.138	5.781	48" x 96"	185.0
			48" x 120"	231.2
12	0.108	4.531	48" x 96"	145.0
			48" x 120"	181.2
14	0.079	3.281	48" x 96"	105.0
			48" x 120"	131.2
16	0.064	2.656	36" x 96"	63.8
			36" x 120"	79.7
			48" x 96"	85.0
			48" x 120"	106.2
18	0.052	2.156	36" x 96"	51.8
			36" x 120"	64.7
			48" x 96"	69.0
			48" x 120"	86.2
20	0.040	1.656	36" x 96"	39.8
			36" x 120"	49.7
			48" x 96"	53.0
			48" x 120"	66.2
22	0.034	1.406	36" x 96"	33.8
			36" x 120"	42.2
			48" x 96"	45.0
			48" x 120"	56.2

# Galvanized Steel Sheets

<u>Gauge</u>	<u>Decimal</u>	<u>Weight per Sq. Ft.</u>	<u>Sheet Size</u>	<u>Weight per Sheet</u>
<b>24</b>	0.028	1.156	36" x 96"	27.8
			36" x 120"	34.7
			48" x 96"	37.0
			48" x 120"	46.2
<b>26</b>	0.022	0.906	30" x 96"	18.1
			30" x 120"	22.7
			36" x 96"	21.8
			36" x 120"	27.2
			48" x 96"	29.0
48" x 120"	36.2			
<b>28</b>	0.019	0.781	30" x 96"	15.6
			30" x 120"	19.5
			36" x 96"	18.8
			36" x 120"	23.4
<b>30</b>	0.016	0.656	30" x 96"	13.1
			30" x 120"	16.4
			36" x 96"	15.8
			36" x 120"	19.7





**This section contains**

**HOT ROLLED PLATE  
CHECKER PLATE**

# Hot Rolled Steel Plates

---

## Theoretical Weight

<b>Size</b> <b>in</b> <b><u>Inches</u></b>	<b>Wt.</b> <b>per</b> <b><u>Sq. ft.</u></b>	<b>Size</b> <b>in</b> <b><u>Inches</u></b>	<b>Wt.</b> <b>per</b> <b><u>Sq. ft.</u></b>	<b>Size</b> <b>in</b> <b><u>Inches</u></b>	<b>Wt.</b> <b>per</b> <b><u>Sq. ft.</u></b>
3/16	7.66	2-1/8	86.78	6-3/4	275.66
1/4	10.21	2-1/4	91.89	7	285.87
5/16	12.76	2-3/8	96.99	7-1/4	296.08
3/8	15.31	2-1/2	102.10	7-1/2	306.29
7/16	17.87	2-5/8	107.20	7-3/4	316.50
1/2	20.42	2-3/4	112.31	8	326.71
9/16	22.97	2-7/8	117.41	8-1/4	336.92
5/8	25.52	3	122.52	8-1/2	347.13
11/16	28.08	3-1/4	132.72	8-3/4	357.34
3/4	30.63	3-1/2	142.93	9	367.55
13/16	33.18	3-3/4	153.14	9-1/4	377.76
7/8	35.73	4	163.35	9-1/2	387.97
15/16	38.29	4-1/4	173.56	9-3/4	398.18
1	40.84	4-1/2	183.77	10	408.38
1-1/8	45.94	4-3/4	193.98	10-1/2	428.80
1-1/4	51.05	5	204.19	11	449.24
1-3/8	56.15	5-1/4	214.40	11-1/2	469.66
1-1/2	61.26	5-1/2	224.61	12	490.08
1-5/8	66.37	5-3/4	234.82	12-1/2	490.08
1-3/4	71.47	6	245.03	13	530.92
1-7/8	76.57	6-1/4	255.24	14	571.76
2	81.68	6-1/2	265.45	15	612.60

# Steel Plates

---

Thickness

Size	3/16	1/4	5/16	3/8
48" x 96"	245.03	326.72	408.40	190.08
48" x 120"	306.30	408.40	510.50	612.60
48" x 144"	367.56	489.60	612.60	735.12
60" x 120"	382.90	510.50	638.10	765.70
60" x 144"	459.48	612.60	765.60	918.84
60" x 240"	765.80	1021.00	1276.20	1531.40
72"x 120"	459.40	612.60	765.70	918.90
72" x 144"	551.28	735.12	918.72	1102.68
72" x 240"	918.80	1225.20	1531.40	1837.80
96" x 120"	612.60	816.80	1021.00	1225.20
96" x 144"	735.36	980.16	1224.96	1470.72
96" x 240"	1225.20	1633.60	2042.00	2450.40
	1/2	5/8	3/4	7/8
48" x 96"	653.44	816.80	980.16	1143.44
48" x 120"	816.80	1021.00	1225.20	1429.30
48" x 144"	980.16	1225.20	1470.24	1715.04
60" x 120"	1021.00	1276.20	1531.40	1786.68
60" x 144"	1225.20	1531.20	1837.80	2143.80
60" x 240"	2042.00	2552.40	3062.80	3573.36
72" x 120"	1225.20	1531.40	1837.70	2144.00
72" x 144"	1470.24	1837.44	2205.36	2572.56
72" x 240"	2450.40	3062.80	3675.40	4288.00
96" x 120"	1633.50	2041.90	2450.30	2858.70
96" x 144"	1960.32	2449.92	2940.48	3430.08
96" x 240"	3267.00	4083.80	4900.60	5717.40

# Steel Plates

---

Thickness

Size	1"	1-1/8"	1-1/4"	1-3/8"
48" x 96"	1306.80	1470.08	1633.52	1796.80
48" x 120"	1633.50	1837.70	2041.90	2246.00
48" x 144"	1960.32	2205.12	2450.40	2695.20
60" x 120"	2041.90	2297.16	2552.40	2807.50
60" x 144"	2450.40	2756.40	3063.00	3369.00
60" x 240"	4083.80	4594.32	5104.80	5615.00
72"x 120"	2450.30	2756.60	3062.90	3369.20
72" x 144"	1940.48	3307.68	3672.60	4042.80
72" x 240"	4900.60	5513.20	6125.80	6738.40
96" x 120"	3267.10	3675.50	4083.80	4492.20
96" x 144"	3920.64	4410.24	4900.80	5390.40
96" x 240"	6534.20	7351.00	8167.60	8984.40
	1-1/2"	1-5/8"	1-3/4"	1-7/8"
48" x 96"	1960.24	2123.52	2286.96	2450.30
48" x 120"	2450.30	2654.40	2858.70	3062.88
60" x 120"	3062.90	3318.12	3573.36	3828.60
60" x 240"	6125.80	6636.24	7146.72	7657.20
72" x 120"	3675.50	3981.74	4288.00	4594.32
72" x 240"	7351.00	7963.48	8576.00	9188.64
96" x 120"	4900.60	5309.00	5717.40	6125.76
96" x 240"	9801.20	10618.00	11434.80	12251.52

# Steel Plates

---

Thickness

Size	2"	2-1/4"	2-1/2"	2-3/4"
48" x 96"	2613.76	2940.48	3267.20	3593.92
48" x 120"	3267.10	3675.46	4083.84	4492.22
60" x 120"	4083.80	4594.50	5104.80	5615.28
60" x 240"	8167.60	9189.00	10209.60	11230.56
72" x 120"	4900.60	5513.20	6125.80	6735.34
72" x 240"	9801.20	11026.40	12251.60	13476.68
96" x 120"	6534.10	9350.90	8167.70	8984.40
96" x 240"	13068.20	14701.80	16335.40	17968.80


	3"	3-1/2"	4"	4-1/2"
48" x 120"	4900.61	5717.20	6534.10	7350.80
60" x 120"	6125.76	7146.50	8167.50	9188.50
60" x 240"	12251.52	14293.00	16335.00	18377.00
72" x 120"	7350.90	8575.80	9801.00	11026.20
72" x 240"	14701.80	17151.60	19602.00	22052.40
96" x 120"	9801.20	11434.80	13068.30	14701.80
96" x 240"	19602.40	22869.60	26136.60	29403.60

	5"	5-1/2"	6"	8"
48" x 120"	8167.70	8984.40	9801.20	13068.40
60" x 120"	10209.60	11230.50	12251.50	16335.50
60" x 240"	20419.20	22461.00	24503.00	32671.00
72" x 120"	12251.50	13476.60	14701.80	19602.40
72" x 240"	24503.00	26953.20	29403.60	39204.80
96" x 120"	16335.40	17968.90	19602.40	26136.60
96" x 240"	32670.80	35937.80	39204.80	52273.20

## Steel Checker Plate

---

<u>Thickness in Inches</u>	<u>14 ga.</u>	<u>12 ga.</u>	<u>1/8"</u>	<u>3/16"</u>	<u>1/4"</u>	<u>5/16"</u>	<u>3/8"</u>	<u>1/2"</u>
<u>Lbs. per Sq. Ft.</u>	<u>3.52</u>	<u>4.79</u>	<u>6.15</u>	<u>8.70</u>	<u>11.26</u>	<u>13.15</u>	<u>16.75</u>	<u>21.45</u>
48" x 96"	113	154	175	273	335	421	525	687
48" x 120"	141	192	218	341	418	526	656	858
48" x 144"	169	230	262	409	502	632	787	1030
60" x 120"	N/A	N/A	273	426	523	658	820	1073
60" x 240"	N/A	N/A	546	852	1046	1316	1639	2146
72" x 120"	N/A	N/A	N/A	511	627	790	983	1287
72" x 240"	N/A	N/A	N/A	1022	1254	1579	1967	2574
96" x 240"	N/A	N/A	N/A	1363	1672	2104	2622	3432



**This section contains**

**SQUARE  
RECTANGLE  
ROUND**

# Hollow Structural Tube – Square

---

<u>Size in Inches</u>	<u>Wall Thickness</u>	<u>Weight per ft.</u>	<u>Weight per 24'</u>
1 x 1	0.083	1.04	25
	0.100	1.14	28
	0.125	1.35	32
1-1/4 x 1-1/4	0.100	1.48	36
	0.125	1.78	43
1-1/2 x 1-1/2	0.100	1.82	44
	0.125	2.21	53
	0.150	2.56	62
	0.188	3.35	80.4
2 x 2	0.100	2.58	62
	0.125	3.06	73.44
	0.188	4.33	104
	0.250	5.41	130
2-1/2 x 2-1/2	0.125	3.91	94
	0.188	5.61	135
	.250	7.11	171
3 x 3	0.125	4.76	114
	0.188	6.89	166
	0.250	8.81	212
	0.313	10.59	254
3-1/2 x 3-1/2	0.125	5.61	135
	0.188	8.17	196
	0.250	10.51	252
	0.313	12.70	305
	0.375	14.71	353



# Hollow Structural Tube – Square

---

<u>Size in Inches</u>	<u>Wall Thickness</u>	<u>Weight per ft.</u>	<u>Weight per 24'</u>
4 x 4	0.125	6.46	155
	0.188	9.45	227
	0.250	12.21	293
	0.313	14.83	356
	0.375	17.27	414
5 x 5	0.125	7.82	188
	0.188	12.00	288
	0.250	15.62	375
	0.313	19.08	458
	0.375	22.37	537
	0.500	27.43	658
6 x 6	0.188	14.56	349
	0.250	19.02	456
	0.313	23.33	560
	0.375	27.48	660
	0.500	35.24	846
7 x 7	0.188	17.13	411
	0.250	22.42	538
	0.313	27.63	663
	0.375	32.58	782
	0.500	42.05	1009
8 x 8	0.250	25.82	620
	0.313	31.84	764
	0.375	37.69	905
	0.500	48.85	1172

# Hollow Structural Tube – Square

---

<u>Size in Inches</u>	<u>Wall Thickness</u>	<u>Weight per ft.</u>	<u>Weight per 24'</u>
10 x 10	0.250	32.63	783
	0.313	40.35	968
	0.375	47.90	1150
	0.500	62.46	1499
12 x 12	0.250	39.43	946
	0.313	48.86	1173
	0.375	58.10	1394
	0.500	76.00	1824

# Hollow Structural Tube – Rectangular

---

<u>Size in Inches</u>	<u>Wall Thickness</u>	<u>Weight per ft.</u>	<u>Weight per 24'</u>
2 x 1	0.100	1.82	44
	0.125	2.21	53
2-1/2 x 1-1/2	0.125	3.05	73
	0.188	4.32	104
3 x 1	0.125	3.07	74
3 x 1-1/2	0.125	3.48	84
	0.188	4.96	119
3 x 2	0.125	3.91	94
	0.188	5.61	135
	0.250	7.11	171
	0.313	8.43	202
3-1/2 x 2-1/2	0.188	6.89	165
	0.250	8.81	211
	0.313	10.59	254
4 x 4	0.125	4.76	114
	0.188	6.90	166
	0.250	8.80	211
	0.313	10.60	254
4 x 3	0.188	8.17	196
	0.250	10.51	252
	0.313	12.70	305
	0.375	14.71	353
5 x 2	0.188	8.17	196
	0.250	10.51	252
	0.313	12.70	305
	0.375	14.71	353

# Hollow Structural Tube – Rectangular

---

<u>Size in Inches</u>	<u>Wall Thickness</u>	<u>Weight per ft.</u>	<u>Weight per 24'</u>
5 x 2-1/2	0.188	8.80	211
	0.250	11.30	271
	0.313	13.80	331
	0.375	16.00	384
5 x 3	0.125	6.46	155
	0.188	9.45	227
	0.250	12.20	293
	0.313	14.90	358
	0.375	17.30	415
6 x 2	0.188	9.45	227
	0.250	12.21	293
	0.313	14.83	356
	0.375	17.27	414
6 x 3	0.125	7.31	175
	0.188	10.70	257
	0.250	13.91	334
	0.313	16.96	407
	0.375	19.82	476
6 x 4	0.188	12.00	288
	0.250	15.62	375
	0.313	19.08	458
	0.375	22.37	537
	0.500	28.43	682
7 x 3	0.188	12.00	288
	0.250	17.32	416
	0.375	22.30	535

# Hollow Structural Tube – Rectangular

---

<u>Size in Inches</u>	<u>Wall Thickness</u>	<u>Weight per ft.</u>	<u>Weight per 24'</u>
7 x 4	0.188	13.30	319
	0.250	17.32	416
	0.313	21.18	508
	0.375	24.92	598
7 x 5	0.188	14.56	353
	0.250	19.02	456
	0.313	23.33	560
	0.375	27.48	660
	0.500	35.24	846
8 x 2	0.188	11.90	286
	0.250	15.40	370
	0.313	18.80	451
	0.375	21.90	526
8 x 4	0.188	14.56	349
	0.250	19.02	456
	0.313	23.33	560
	0.375	27.48	668
	0.500	35.24	846
8 x 6	0.188	17.13	411
	0.250	22.42	538
	0.313	27.63	663
	0.375	32.58	782
	0.500	42.05	1009

# Hollow Structural Tube – Rectangular

---

<u>Size in Inches</u>	<u>Wall Thickness</u>	<u>Weight per ft.</u>	<u>Weight per 24'</u>
10 x 4	0.188	17.13	411
	0.250	22.42	538
	0.313	27.63	663
	0.375	32.58	782
10 x 6	0.250	25.82	620
	0.313	31.84	764
	0.375	37.69	905
	0.500	48.85	1172
12 x 6	0.188	21.96	527
	0.250	28.90	694
	0.313	35.49	852
	0.375	41.90	1006
	0.500	54.10	1298
12 x 8	0.250	32.63	783
	0.313	40.35	968
	0.375	47.90	1150
	0.500	62.46	1499

# Hollow Structural Tube – Round

---


<u>Size in Inches</u>	<u>Wall Thickness</u>	<u>Weight per ft.</u>	<u>Weight per 24'</u>
1.050	0.100	1.02	24.48
	0.124	1.24	29.76
1.250	0.100	1.23	29.52
	0.125	1.51	36.24
	0.134	1.60	38.40
1.315	0.100	1.30	31.20
	0.125	1.59	38.16
1.660	0.100	1.67	40.08
	0.125	2.05	49.20
	0.134	2.17	52.08
1.900	0.100	1.92	46.06
	0.125	2.38	57.12
2.375	0.188	3.35	80.40
	0.100	2.43	58.32
	0.125	3.01	72.24
	0.188	4.40	105.60
2.875	0.250	5.68	136.32
	0.125	3.67	88.08
	0.188	5.40	129.60
	0.250	7.01	168.24
3.000	0.125	3.84	92.16
	0.134	4.10	98.40
	0.188	5.66	135.84
	0.250	7.35	176.40
3.500	0.125	4.51	108.24
	0.188	6.66	159.84
	0.216	7.57	181.68
	0.250	8.69	208.56
	0.313	10.66	255.84
4.000	0.125	5.17	124.08
	0.134	5.53	132.72
	0.188	7.67	184.08
	0.250	10.02	240.08
	0.313	12.34	296.16
4.500	0.375	14.52	348.48
	0.125	5.85	140.40
	0.188	8.68	208.32
	0.250	11.36	272.64

# Hollow Structural Tube – Round

---

<u>Size in Inches</u>	<u>Wall Thickness</u>	<u>Weight per ft.</u>	<u>Weight per 24'</u>
4.500	0.313	14.01	336.24
	0.375	16.54	396.96
5.000	0.125	6.84	164.16
	0.188	9.67	232.08
	0.250	12.69	304.56
	0.313	15.69	376.56
5.500	0.188	10.70	256.80
	0.375	20.50	492.00
	0.188	10.80	259.20
	0.250	14.20	340.80
	0.313	17.60	422.40
6.000	0.375	20.80	499.20
	0.125	7.84	188.16
	0.188	11.68	280.32
	0.250	15.37	368.88
	0.313	19.03	456.72
6.625	0.375	22.55	541.20
	0.125	8.68	208.32
	0.188	13.00	312.00
	0.250	17.02	408.48
	0.313	21.10	506.40
7.000	0.375	25.10	602.40
	0.188	13.69	328.56
	0.250	18.04	432.96
7.500	0.188	14.70	352.80
	0.250	19.40	465.60
	0.313	24.00	576.00
	0.375	28.50	684.00
8.625	0.188	16.94	406.56
	0.250	22.36	536.64
	0.313	27.79	666.96
	0.375	33.04	792.96
	0.500	38.40	921.60
10.75	0.250	28.00	672.00
	0.313	34.80	835.20
	0.375	41.60	998.40
	0.500	54.70	1312.80





**This section contains**

**REBAR  
MESH**

# Rebar

---

<u>Imp. / Inch</u>	<u>Lb. / Lin. Ft.<sup>2</sup></u>
#3	0.376
#4	0.668
#5	1.043
#6	1.502
#7	2.045
#8	2.670

<u>Met. / mm</u>	
10mm	0.572
15mm	1.056
20mm	1.582
25mm	2.637
30mm	3.693
35mm	5.276
45mm	7.912
55mm	13.188

# Welded Wire Mesh


---

<u>Imp. / Inch</u>	<u>Lb. Ft.<sup>2</sup></u>
6 x 10/10	21
6 x 6 x 9/9	25
6 x 6 x 6/6	42
6 x 6 x 4/4	58
4 x 4 x 10/10	31
4 x 4 x 9/9	37
4 x 4 x 6/6	62
4 x 4 x 4/4	85

<u>Met. / mm</u>	
152 x 152 x 9.1/9.1	21
152 x 152 x 11.1/11.1	25
152 x 152 x 18.7/18.7	42
152 x 152 x 25.8 /25.8	58
102 x 102 x 9.1/9.1	31
102 x 102 x 11.1/11.1	37
102 x 102 x 18.7/18.7	62
102 x 102 x 25.8/25.8	85

# Welded Wire Mesh

<u>Style</u>	<u>Weight per 100 Sq. Ft.</u>	<u>Sizes Available</u>
2 x 2 x 10/10	80	4' x 8'
2 x 2 x .188	102	4' x 8'
2 x 2 x .250	130	4' x 8'
4 x 4 x 4/4	200	4' x 8' 5' x 11'
6 x 6 x 10/10	21	6' x 200' roll
6 x 6 x 9/9	25	4' x 8' 8' x 20' 6' x 200' roll
6 x 6 x 6/6	42	4' x 8' 8' x 20' 6' x 200' roll



**This section contains**

**PIPE  
DRILL ROD  
METRIC CONVERSION GUIDE**

# Pipe

---

Welded - Plain End

<u>Nom. Size</u>	<u>Schedule</u>	<u>Weight per ft.</u>	<u>Wall</u>	<u>Size O.D.</u>	<u>Size I.D.</u>
1/8"	40	0.24	0.068	0.405	0.269
1/4"	40	0.42	0.088	0.540	0.364
	80	0.54	0.119	0.540	0.302
3/8"	40	0.57	0.091	0.675	0.493
	80	0.74	0.126	0.675	0.423
1/2"	40	0.85	0.109	0.840	0.622
	80	1.09	0.147	0.840	0.546
3/4"	40	1.13	0.113	1.050	0.824
	80	1.47	0.154	1.050	0.742
1"	40	1.68	0.133	1.315	1.049
	80	2.17	0.179	1.315	0.957
1-1/4"	40	2.27	0.140	1.660	1.380
	80	3.00	0.191	1.660	1.278
1-1/2"	40	2.72	0.145	1.900	1.610
	80	3.63	0.200	1.900	1.500
2"	40	3.65	0.154	2.375	
	80	5.02	0.218	2.375	1.939
2-1/2"	40	5.79	0.203	2.875	2.469
	80	7.66	0.276	2.875	2.323
3"	40	7.58	0.216	3.500	3.068
	80	10.25	0.300	3.500	2.900
3-1/2"	40	9.11	0.226	4.00	3.548
	80	12.51	0.318	4.00	3.364

# Pipe

---

Welded - Plain End

<u>Nom. Size</u>	<u>Schedule</u>	<u>Weight per ft.</u>	<u>Wall</u>	<u>Size O.D.</u>	<u>Size I.D.</u>
4"	40	10.79	0.237	4.500	4.026
	80	14.98	0.337	4.500	3.826
5"	40	14.62	0.258	5.563	5.047
	80	20.78	0.375	5.563	4.813
6"	40	18.97	0.280	6.625	6.065
	80	28.57	0.432	6.625	5.761
8"	40	28.55	0.322	8.625	7.981
	80	43.39	0.500	8.625	7.625
10"	40	40.48	0.365	10.750	10.020
	80	64.43	0.594	10.750	9.562
12"	40	53.52	0.406	12.750	11.938
	80	88.63	0.688	12.750	11.374
14"	40	63.44	0.438	14.000	13.124
	80	106.13	0.750	14.000	12.500
16"	40	82.77	0.500	16.000	15.000
	80	136.61	0.844	16.000	14.312

# Carbon Steel Drill Rods

Polished Rounds — Annealed — Water Hardening

Carbon 1.05 to 1.20

Stock Lengths — 3 feet

<u>Size</u>	<u>Nearest Decimal equivalent</u>	<u>Pounds per 100 ft.</u>
1-1/2" dia.	1.500	600.40
1-3/8"	1.375	505.00
1-1/4"	1.250	416.95
1-1/8"	1.125	337.72
1"	1.000	266.84
15/16"	0.937	234.53
7/8"	0.875	204.30
13/16"	0.812	176.16
3/4"	0.750	150.10
11/16"	0.687	126.12
5/8"	0.625	104.24
9/16"	0.562	84.34
1/2"	0.500	66.71
7/16"	0.437	51.08
13/32"	0.406	44.04
3/8"	0.375	37.53
11/32"	0.344	31.60
5/16"	0.312	26.06
9/32"	0.281	21.11
1/4"	0.250	16.68
7/32"	0.219	12.77
3/16"	0.188	9.38
5/32"	0.156	6.513
9/64"	0.141	5.303
1/8"	0.125	4.169
7/64	0.109	3.170
3/32"	0.094	2.357
5/64"	0.078	1.623
1/16"	0.0625	1.042
1/32"	0.031	.256



# Metric Conversion Guide

MEASURE	BY	TO OBTAIN
Millimeters Millimeters Meters  Inches Feet Feet Miles	0.03937 0.003281 3.281  25.4 304.8 0.3048 1.609	Inches Feet Feet  Millimeters Millimeters Meters Kilometers
Square Millimeters Square Meters  Square Inches Square Feet	0.00155 10.764  645.2 0.0929	Square Inches Square Feet  Square Millimeters Square Meters
Kilograms Metric Tonnes  Pounds Short Tons	2.2046 1.102  .4536 .907	Pounds Short Tons  Kilograms Metric Tonnes
Kilopascals Megapascals  Pounds per Square Foot Kips per Square Foot	20.89 0.145  0.0479 6.895	Pounds per Square Foot Kips per Square Inch  Kilopascals Megapascals
Degrees Celsius Degrees Fahrenheit	$\times 1.8 + 32$ $- 32 \times 0.55$	Degrees Fahrenheit Degrees Celsius

